

Making Halloween Props – A Gruesome Hand and Witches Nose

These Halloween projects give children an opportunity to explore construction-based techniques when making Halloween props. Both the **Gruesome Hand** and the **Witches Nose** use [Mod Roc](#), which you can buy easily through school supplies, art shops or on ebay. See our [How to use Mod Roc](#) resource for further details.



A Gruesome, Wearable Hand

	Please log in here to access full content.	
Username	<input type="text"/>	
Password	<input type="password"/>	
	<input type="button" value="Login"/>	<input checked="" type="checkbox"/> Remember me

	Forgot Password
--	---------------------------------

To access all content, I would like to join as...

An Individual



Creative practitioners, educators, teachers, parents, learners...

From £3.50

An Organisation...



Schools, Colleges, Arts Organisations: Single and Multi-Users
From £42

AccessArt is a UK Charity and we believe everyone has the right to be creative. AccessArt provides inspiration to help us all reach our creative potential.

Making a Mask from Sticks and Tissue Paper

This resource describes how to make a simple, sculptural children's mask using everyday materials. The mask can be easily adapted to be themed to various times of the year, or used to make masks for performances, assemblies, costumes or puppets. [Full AccessArt Members Only](#)

Finger Palette Portraits – Fingerprint Drawing

Using marks made by fingers to make portraits. [Full AccessArt Members Only](#)

Drawing Cartoon Characters – A School Full of Characters!

You May Also Like...

Visual Arts Planning Collections:
Portraits



DRAWING FROM LIFE & MAKING CARTOON CHARACTERS




Drawing cartoon animals



Turning Paper into Fur – Creative Drawing Prompts

See This Resource Used In
Schools...







You May Also Like...

Pathway: Making Birds



[Featured in the 'Making Birds' pathway](#)

Drawing Like a Caveman – Handprint Art

Life Drawing for Children (and acting up a bit!)

Children loved this workshop in which we used props to encourage children to draw each other. [Full Access Art Members Only](#)

Sewn Signature Binding – A Sketchbook Idea

Elastic Band Sketchbook

Drawing Cartoon Animals

How to Use Modroc


You May Also Like...

Pathway: Festival Feasts



[This is featured in the 'Festival Feasts' pathway](#)

Pathway: Using Art To Explore Global Issue



[This is featured in the 'Using Art To Explore Global Issue' pathway](#)

Pathway: Drawing and Making Inspired by Maurice Sendak



[This is featured in the 'Drawing and Making Inspired by Maurice Sendak' pathway](#)

session recording: exploring modroc



How to Make an Armature

Paula Briggs shows, how to make an armature explains how make an armature using sticks and a glue gun, and focuses around making figurative sculpture (sculpture about the body).

Gentle Eye Drawings – A Creative Drawing Exercise

Only

Installation Art

Making Mummies & Sarcophagi

The Haptic Body

Squiggle Drawings & Autumn Floor Drawings


You May Also Like...

Pathway: Explore and Draw



Featured in the 'Explore and Draw' Pathway

Talking Points: Artists as Collectors and explorers



Talking Points: What is Composition?



The ABC of Tools – PDF Download

Easy Printmaking Techniques

I am AccessArt: Tracy McGuinness-Kelly

Artist Tracy McGuinness-Kelly shares her inspiration and processes.