

Alternative Fashion

By [Jan Miller](#)



Jan Miller is an Art and Design Technology teacher and magazine editor with 25 years' experience. In this post Jan describes a fashion and textiles project delivered to a class of Year 5s and 6s where the group were encouraged to create unique fashion designs using a range of processes.

The project was developed over several lessons, but any one of the activities could be completed as a standalone task,

depending on the availability of materials and paper size. The activity is suitable for any age, any setting – kitchen table craft, activity group or lesson. Children can work in pairs and younger/older pupils could also engage with this project.

Introduction

Children often make imaginative figure drawings in their leisure time and this joyful project was a development of this interest. The figure has always been a source of focus for artists through time and there are several artists who could be used as inspiration. We wanted a fun and engaging approach, whilst building skills and working with spontaneous techniques in a creative environment – by creating our own fashion school and designing unique clothes.

	Please log in here to access full content.
Username	<input type="text"/>
Password	<input type="password"/>
	<input type="button" value="Login"/> <input checked="" type="checkbox"/> Remember me
	Forgot Password

To access all content, I would like to join as...

An Individual



Creative practitioners, educators, teachers, parents, learners...

[From £3.50](#)

An Organisation...



Schools, Colleges, Arts Organisations: Single and Multi-Users
From £42

AccessArt is a UK Charity and we believe everyone has the right to be creative. AccessArt provides inspiration to help us all reach our creative potential.

You Might Also Like...

2d and 3d Fashion Designs using Painted Paper



Barbie and Ken Transformation



Puppets Inspired by Historical Paintings



Working on Black Paper

You Might Also Like...

Drawing Spirals



Thinking Silhouettes



Painting with Poster Paint



Coat-hanger Shells

You Might Also Like...

Drawing and Making Flowers



Painted and Sculptural Plant Pots




Drawing Insects with Wire



Hew Locke Inspired Boats

See This Resource Used In Schools...





You Might Also Like...

Making a Treehouse



Dropped Cone Sculptures



What is Sculpture?



AccessArt Session Recording: Colour Mixing

Modroc Plasterboard

You May Also Like...

Session Recording: how to use modroc



How to use modroc



Deconstructing to Help You See

You May Also Like

ten minutes, five times a week



the drawing journey




all drawing resources




Recycled Baubles by Scarlett Rebecca

You May Also Like

making a puzzle purse



Turkish map fold



adapting accessart: 2d to 3d



Introduction to Ink

You May Also Like


Graphic inky still life



See Three Shapes



see all ink resources



Artist Studio Series: Saya

McNairn-Yanagi

**Artist Studio Series: Sherrie
Leigh Jones**

Artist Studio Series: Alej Ez

T-Shirt Paintings

**DALER 
ROWNEY**



You May Also Like...

Transforming Objects



Autumn Floor Textiles



Collecting, Arranging, Drawing



What Does Success Look Like?

You May Also Like...

Assessment & Progression



visual arts pedagogy



Printing with String

DALER 
ROWNEY



You May Also Like...

Repeat Pattern Printing Roller



Modroc Plasterboard



Imaginary Landscapes

DALER 
ROWNEY



**See This Resource Used In
Schools...**



You May Also Like

Lets start with collage



Insect hotels



**Collecting,
Drawing**

Arranging,

DALER 
ROWNEY



You May Also Like...

Finding circles



Shells: Observational and imaginative drawing



Still Life Compositions



Session Recording: Drawing Figures


Marbled Hole Punch Sketchbook

DALER 
ROWNEY



You May Also Like


folded sketchbook



buying and making sketchbooks



the sketchbook journey



Modelling Monsters

You May Also Like

fruit and veg head



clay pens



articulated beasts

