

Fruit and Veg Head

In this activity aimed at EYFS and SEND, pupils will have the opportunity to build faces on a fruit or vegetable. Learners will use their imaginations to create lots of different characters and facial expressions. This activity aims to promote the development of skills such as modelling, dexterity and creating narratives. It also provides children with the opportunity to learn about facial features in an interactive and tactile way.

[Join AccessArt](#) to watch the full video below.

	Please log in here to access full content.	
Username	<input type="text"/>	
Password	<input type="password"/>	
	<input type="button" value="Login"/>	<input type="checkbox"/> Remember me
	Forgot Password	

To access all content, I would like to join as...

An Individual



Creative practitioners, educators, teachers, parents, learners...

From £3.50

An Organisation...



Schools, Colleges, Arts Organisations: Single and Multi-Users
From £42

AccessArt is a UK Charity and we believe everyone has the right to be creative. AccessArt provides inspiration to help us all reach our creative potential.

DALER ROWNEY



You May Also Like

egg box gargoyles



abstract face



Plasticine Models & Decorated Plinths



Recycled Baskets by Scarlett Rebecca

You May Also Like


paper bowls



explore paper weaving



recycled baubles




Introduction to Colour Pencils

Session Recording: Exploring Modroc

You May Also Like...

Pathway: Using Art To Explore Global Issue



[This is featured in the 'Using Art To Explore Global Issue' pathway](#)

Pathway: Festival feasts



[This is featured in the 'Festival Feasts' pathway](#)

Pathway: Telling Stories Through Drawing

and Making



This is featured in the 'Telling Stories Through Drawing and Making' pathway

Pathway: Drawing and Making Inspired by Illustrators



This is featured in the 'Drawing and

Making Inspired by Illustrators' pathway

accessart modroc resources



**Artist Studio Series: Sara
Reeve**

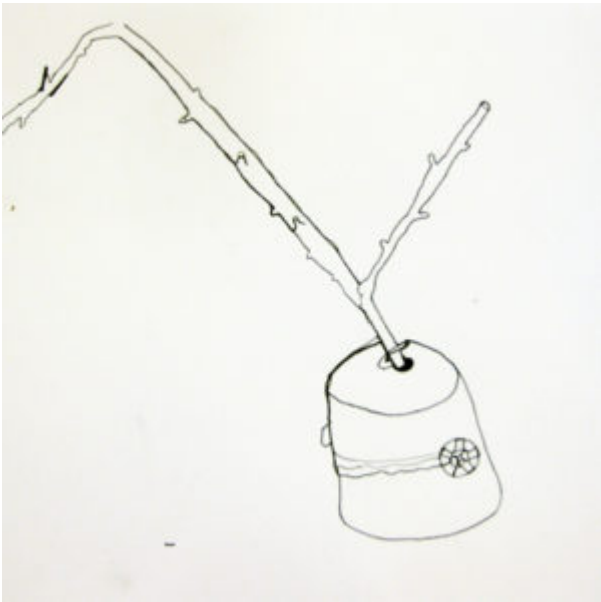
Insect Hotels

You May Also Like

patterns with nature



Continuous Line Drawings of sticks



Making a Mask from Sticks and Tissue Paper



Top Tips for Cardboard Creations

DALER 
ROWNEY



**See This Resource Used In
Schools...**





You May Also Like

Creating a book world



World in a matchbox



Insect hotels



Pedagogy in 250 words: Making is hard



Prop Making for Toys



Artist **Studio**
Scarlett **Rebecca**

Series:

Session Recording: Expressive Painting

Transforming Objects



DALER ROWNEY

You May Also Like

Painting with Poster Paint




Collaging with Wax Crayon Rubbings



Prop making for toys



Repeat Pattern Printing Roller



Painting with Poster Paint

“I really like how this resource provides lots of interesting and exciting ways for poster paint to be used. It combines observational drawing and painting with more abstract pattern providing a breadth of exploration. Giving learners the opportunity to explore the properties of poster paint as well as seeing how it responds to different materials will help to nurture imaginations as well as providing support for the development of basic skillsets.” – Rachel, AccessArt

Drawing with Soft Pencils



DALER 
ROWNEY

You May Also Like

**Shells: Observational and Imaginative
Drawing**



All graphite resources



introduction to graphite



Explore Wax Crayon

DALER 
ROWNEY



You May Also Like...

Collaging with Wax Crayon Rubbings



Red to Green: Wax Resist and Scraffito



Autumn Floor Textiles



Explorer's Books: Collecting Colour



**Why We Need To Allow Art To
Be The Unique Subject It Is...**

Let's Start With... Collage

DALER 
ROWNEY



You May Also Like

imaginary landscapes



The Blood Bag Project

What We Like About This Resource...

This project combines art and science in innovative and creative ways. It engages children with simple and more complex sewing skills, both hand and machine. The fact that a local artist collaborated on this project, bringing her own set of skills and experience is so valuable for any extended art project, and the children were able to connect with the sensitivity of the subject matter and to empathise with it's message.

You May Also Like

Autumn Floor Textiles



Cloth, Paint, Print: Inspired by Natural Objects



Making Painted & Sewn Landscapes



which artists: merlin evans



Concertina Landscapes

See This Resource Used In Schools...




You May Also Like

Manipulating Forms in Landscape Painting



Imaginary Landscape



Digital Collage and Image Manipulation


You May Also Like...

Pathway: Explore and Draw



[Featured in the 'Explore and Draw' Pathway](#)

Talking Points: Artists as Collectors and explorers



insect hotels



Exploring Digital Animation

Taking Photos of 3D Artwork

You May Also Like...

Pathway: An Exploration of Coal Mining



[This resource is features in the 'An Exploration of Coal Mining' pathway](#)

Exploring Scale with Green Screen



painting on a screen

