

How I use my Sketchbook as an Illustrator, by Alice Bowsher

In the series '[How Artists Use Their Sketchbooks](#)', we are celebrating the different ways in which artists use their sketchbooks, spanning across a range of disciplines, to open up minds as to what a sketchbook is and can be, from the perspective of practicing artists.

In this video, illustrator [Alice Bowsher](#) shares with us how she uses sketchbooks in a professional capacity, to take notes, write timelines, and generate ideas, as well as also for her own personal practice, as a space to experiment.

[Log in below](#) as a member to watch the full video.

	Please log in here to access full content.	
Username	<input type="text"/>	
Password	<input type="password"/>	
	<input type="button" value="Login"/>	<input checked="" type="checkbox"/> Remember me
	Forgot Password	

To access all content, I would like to

join as...

An Individual



Creative practitioners, educators, teachers, parents, learners...

From £3.50

An Organisation...



Schools, Colleges, Arts Organisations: Single and Multi-Users
From £42

AccessArt is a UK Charity and we believe everyone has the right to be creative. AccessArt provides inspiration to help us all reach our creative potential.

Glimpses and Folds: A Sketchbook Challenge

**How I use my Sketchbook as an
Illustrator by Tobi Meuwissen**


**How I use my Sketchbook as a
Painter by Joe Gamble**

**Making a Ruler Drawing (of a
Bag)**

What I Ate in a Day

You May Also Like

Drawing Prompt Cards



Watercolour Washes Inspired by the Tapestries of Henry Moore



Paint Your corner Shop



Drawing from Life with Lance Richardson: 3 Sketchbook Exercises

You May Also Like

Drawing From Life: How Artists Use Sketchbooks



The Sketchbook Journey



Video enabled resources: Sketchbooks



Drawing From Life: How Artists Use Sketchbooks

You May Also Like

**Drawing from Life with Lance Richardson:
3 Sketchbook Exercises**



The Sketchbook Journey



Video enabled resources: Sketchbooks



Sketch Your World: Drawing The Details

Sketch Your World: Perspective

Sketch Your World: Choosing

Subject Matter

Sketch Your World: Materials

**Sketch Your World:
Sketchbooks & Composition**

Sketch Your World: The Basics

**Adapting AccessArt: Woodland
Creatures**

You May Also Like

Session Recording: Adapting AccessArt



Drawing Fish with Pen, Pencil and Watercolour



the geometry of chickens



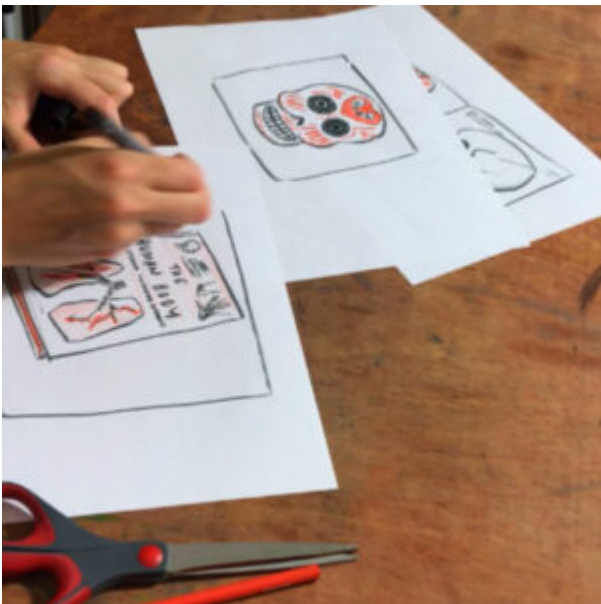
Adapting AccessArt: Telling Stories

You May Also Like

Session Recording: Adapting AccessArt



3 panel challenge



Creating Comics inspired by museum collections



Coat-hanger Shells

You Might Also Like...

Drawing and Making Flowers



Painted and Sculptural Plant Pots



Drawing Insects with Wire



Deconstructing to Help You

See

You May Also Like

ten minutes, five times a week



the drawing journey



all drawing resources



Concertina Landscapes

**See This Resource Used In
Schools...**




You May Also Like

Manipulating Forms in Landscape Painting



Imaginary Landscape



Explorer's Books: Collecting Colour

DALER 
ROWNEY



You May Also Like...

T-Shirt Paintings



In this resource aimed at EYFS and SEND groups, learners will have the opportunity to design and wear their own T-shirt

Autumn Floor Textiles



Use a variety of different materials on calico as well as use new techniques such as wax resist

Marbled Hole Punch sketchbooks



Create simple and inexpensive sketchbook
made up of old paper