

Landscape Sculptures in Wire and Mixed Media: Working Through Ideas

Using modelling wire and modroc or masking tape to construct landscapes and using drawing to support the making process.

[Full AccessArt Members Only](#)

Drawing and Making: Drawing to Feed Making – Making to Feed Drawing

How integrated sketchbook work or drawing can be used to develop creative projects such as making sculpture. Working with drawing and making in parallel.

[Full AccessArt Members Only](#)

Making Lanterns with Tissue Paper and Wire

How to work with modelling wire, tissue paper, PVA glue and ink to make seasonal, sculptural lanterns.

[Full AccessArt Members Only](#)

Sculptural Modroc Shoes!

Using modroc to turn old shoes into sculpture! A high energy workshop for children. [Full AccessArt Members Only](#)

How to Use Simple Thermoplastic Moulding Techniques

This module demonstrates how to use very simple thermo plastic moulding techniques to create brightly coloured, organic shapes out of plastic. [Full AccessArt Members Only](#)

Making Birds! Sculpture Ideas for Primary Schools

Be an Architect! An

Introduction to Architecture for Children

A really lovely project which enables an exploration of space and structure. [Full AccessArt Members Only](#)

Making Mummies and Sarcophagi PDF Download


Making Mummies and Sarcophagi PDF explores using modelling, mould making and casting as processes to help make models. Suitable for children.

Withy Sculptures

Making Insect Sculptures

See This Resource Used In

Schools...





Making a Festival Feast from Modroc

Making a sculptural feast out of mod roc and other materials.
[Full AccessArt Members Only](#)


Heavy/Light Mobile – Drawing and Making

You May Also Like...

Pathway: Explore Sculpture Through Making a Mobile



Kinetic Mobile Sculpture Workshop with Laura Kohler



Coat-hanger Shells



Kinetic Mobile Sculpture Workshop with Laura Kohler

Making Modroc Sculpture

Making sculptural pets from modroc.

Drawing with Wire like

Calder, and Backwards Forwards Sketching

Drawing with wire can be tricky – this workshop uses a warm-up exercise to help you see the important lines. Suitable for children and adults.

Making Halloween Props – A Gruesome Hand and Witches Nose

Making a Mask from Sticks and Tissue Paper

This resource describes how to make a simple, sculptural children's mask using everyday materials. The mask can be easily adapted to be themed to various times of the year, or used to make masks for performances, assemblies, costumes or puppets. [Full AccessArt Members Only](#)

How to Use Modroc


You May Also Like...

Pathway: Festival Feasts



[This is featured in the 'Festival Feasts' pathway](#)

Pathway: Using Art To Explore Global Issue



[This is featured in the 'Using Art To Explore Global Issue' pathway](#)

Pathway: Drawing and Making Inspired by Maurice Sendak



[This is featured in the 'Drawing and Making Inspired by Maurice Sendak' pathway](#)

session recording: exploring modroc



How to Make an Armature

Paula Briggs shows, how to make an armature explains how make an armature using sticks and a glue gun, and focuses around making figurative sculpture (sculpture about the body).

Making Mummies & Sarcophagi