

Insect Hotels

By [Tobi Meuwissen](#)

In this two-part resource exploring making and drawing, students will have the opportunity to create insect hotels using natural materials sourced from their local area. They will go on to create drawings inspired by their insect hotels, experimenting with different materials and mark-making. This activity can be adapted for age groups and can be linked to curriculum topics in science such as mini beasts and habitats. [Become a member](#) to access the full post below.



	Please log in here to access full content.
Username	<input type="text"/>
Password	<input type="password"/>
	<input type="button" value="Login"/> <input checked="" type="checkbox"/> Remember me
	Forgot Password

To access all content, I would like to join as...

An Individual



Creative practitioners, educators, teachers, parents, learners...

From £3.50

An Organisation...



Schools, Colleges, Arts Organisations: Single and Multi-Users
From £42

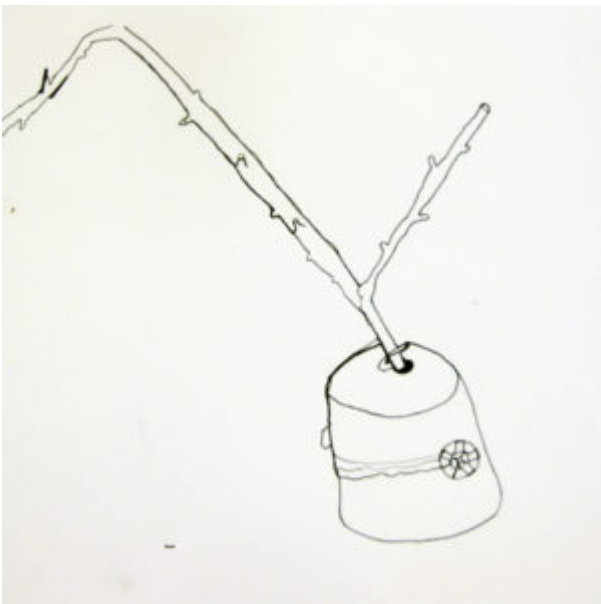
AccessArt is a UK Charity and we believe everyone has the right to be creative. AccessArt provides inspiration to help us all reach our creative potential.

You May Also Like

patterns with nature



Continuous Line Drawings of sticks



Making a Mask from Sticks and Tissue Paper



Top Tips for Cardboard Creations

DALER 
ROWNEY



**See This Resource Used In
Schools...**





You May Also Like

Creating a book world



World in a matchbox



Insect hotels



Pedagogy in 250 words: Making is hard



Prop Making for Toys



**Sculptural Environments
Inspired by Hockney**

See This Resource Used In Schools...





Design Through Making

Making a Treehouse

You May Also Like...

Pathway: Stick Transformation project



[This is featured in the 'Stick](#)

Transformation Project' pathway


Talking Points: treehouses



Making Sculptural Birds

**See This Resource Used
In Schools...**













You May Also Like...

Pathway: Making Birds



Featured in the 'Making Birds' pathway

Talking Points: Inspired by Birds



What Is Sculpture?

You May Also Like...

Pathway: Playful Making



[Featured in the 'Playful Making' pathway](#)

Pathway: Making Birds



This is featured in the 'Making Birds' pathway

Talking Points: Introduction to Sculpture



Workshop Season in Review

**How Do We Look At
Contemporary Sculpture:
Meg Klosterman**

**How Do We Look At
Contemporary Sculpture:
Mel Woo**

How Do We Look At Contemporary Sculpture: Victoria Rotaru

Making is Hard

AccessArt's Prompt Cards for Making

You Might Also Like...

Pathway: Music and art



[This is featured in the 'Music and Art' pathway](#)

Pathway: Playful Making



This resource is features in the 'Playful Making' pathway

Manipulating Paper



Cardboard Sculptures



The Chair and Me



Make First

Outdoor Art In Urban Gardens

Transformation of Materials Inspired by El Anatsui

See This Resource Used in a Pathway...



Transforming Materials into Sculpture

This pathway shares how teachers might take inspiration from El Anatsui and encourage pupils to think how they might disassemble objects around them to transform them into sculptural pieces.

[Read More.](#)

The Transformation Project

You May Also Like...



Transforming Cardboard with Andrea Butler

Artist Andrea Butler shows how to explore simple design and construction using cardboard and jewellery. [Read More](#)

Which Artists: Liz West

What We Like About This Resource...

“It’s really interesting to hear how the interest Liz has in the quality of light comes from a personal place and is something she has responded to since childhood. Seeing how her work has developed over the years is therefore a really positive reinforcement that

individual creative journeys, where nurtured, are so central to a rich arts education. We also love hearing Liz is always on the 'quest for knowledge' – meaning she is open to her ideas constantly evolving and the process of gathering new information and inspiration never stops!" – Rachel, AccessArt

You May Also Like...

Pathway: Brave Colour



[This is featured in the 'Brave](#)

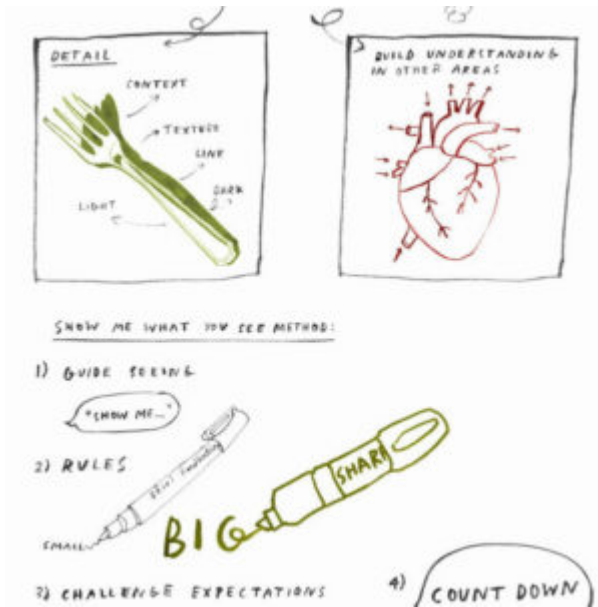
colour' pathway

using sketchbooks to make visual notes



Find out how pupils can respond to artists work in sketchbooks

Show me what you see



Enable close looking and drawing with this exercise

Lightbulb Art



Mini World Light Boxes



Visual Arts Planning: Light and Dark



Making Instruments

Musical

What We Like About This Resource....

“It’s great to see music being explored in this way, and combining it with making creates a really interesting immersive project. This activity would work well as part of an extended project looking at musical instruments around the world and some of the natural materials they are made from.” – *Rachel, AccessArt*

You Might Also Like....

Pathway: Music and art



This is featured in the 'Music and Art' pathway

Talking Points: Linda BELL



Talking Points: Nnena Kalu




talking points: wassily Kandinsky



drawing source material:
orchestras



A Cheerful Orchestra



Touch Wood

What We Like About This Resource...

“You can get a real sense of the environment in this post and how this could provide so much inspiration for creative projects. We are aware there the challenges to exploring the outdoors when many schools are in towns and cities. A way around this could be to have a regular collection of natural objects within the classroom and using them as a stimulus to respond creatively in sketchbooks or in extended projects”
– *Andrea, AccessArt*

You Might Also Like...



Woodland Exploration



A Passion for Woodworking



Visual Arts PLanning: Tees, Forest and Landscapes