

# Recycled Baubles by Scarlett Rebecca

[By Scarlett Rebecca](#)

In this post, printmaker Scarlett Rebecca shares with us how she recycles old prints into baubles to decorate the house or give as a gift. This activity is suited to secondary school students and adults.

[Join AccessArt](#) to watch the full video below.

---

	<b>Please log in here to access full content.</b>
Username	<input type="text"/>
Password	<input type="password"/>
	<input type="button" value="Login"/> <input checked="" type="checkbox"/> Remember me
	<a href="#">Forgot Password</a>

**To access all content, I would like to join as...**

**An Individual**



Creative practitioners, educators, teachers, parents, learners...

[From £3.50](#)

**An Organisation...**




Schools, Colleges, Arts Organisations: Single and Multi-Users  
**From £42**


*AccessArt is a UK Charity and we believe everyone has the right to be creative. AccessArt provides inspiration to help us all reach our creative potential.*

---

**You May Also Like**  
**making a puzzle purse**



**Turkish map fold**



**adapting accessart: 2d to 3d**



---

# **Recycled Baskets by Scarlett Rebecca**

## **You May Also Like**


**paper bowls**



**explore paper weaving**



**recycled baubles**



---

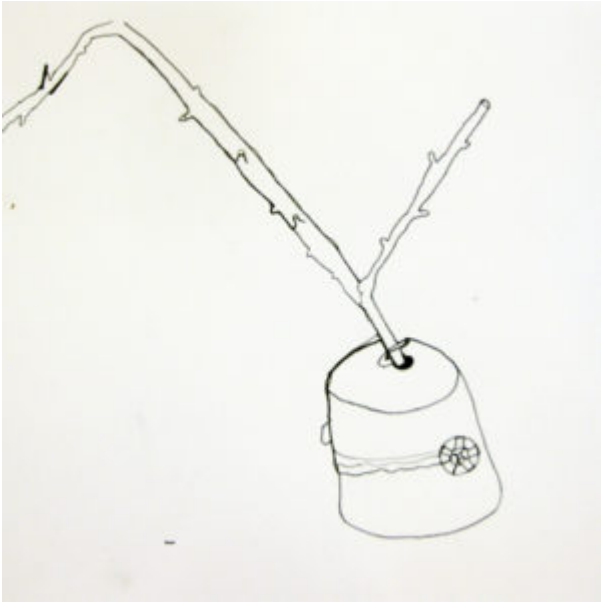
## **Insect Hotels**

**You May Also Like**

**patterns with nature**



## Continuous Line Drawings of sticks



## Making a Mask from Sticks and Tissue Paper



# Top Tips for Cardboard Creations

**DALER**   
**ROWNEY**



# See This Resource Used In Schools...



## You May Also Like

Creating a book world



**World in a matchbox**



**Insect hotels**



## Pedagogy in 250 words: Making is hard



## Prop Making for Toys



---

# **Sculptural Environments Inspired by Hockney**

**See This Resource Used In  
Schools...**





---

# Design Through Making

---

# Making a Treehouse

## You May Also Like...

Pathway: **Stick Transformation project**



[This is featured in the 'Stick Transformation Project' pathway](#)

Talking Points: treehouses




---

# **Making Sculptural Birds**

**See This Resource Used  
In Schools...**













# You May Also Like...

## Pathway: Making Birds



[Featured in the 'Making Birds' pathway](#)

## Talking Points: Inspired by Birds



---

# What Is Sculpture?

## You May Also Like...

Pathway: Playful Making



[Featured in the 'Playful Making' pathway](#)

Pathway: Making Birds



[This is featured in the 'Making Birds' pathway](#)

**Talking Points: Introduction to Sculpture**



# **Workshop Season in Review**

---

**How Do We Look At  
Contemporary Sculpture:  
Meg Klosterman**

---

**How Do We Look At  
Contemporary Sculpture:  
Mel Woo**

---

**How Do We Look At  
Contemporary Sculpture:  
Victoria Rotaru**

---

**Making is Hard**

---

**AccessArt's Prompt  
Cards for Making**

---

# You Might Also Like...

Pathway: Music and art



[This is featured in the 'Music and Art' pathway](#)

Pathway: Playful Making



# This resource is features in the 'Playful Making' pathway

## Manipulating Paper



## Cardboard Sculptures



# The Chair and Me



---

# Make First

---

# Outdoor Art In Urban Gardens

---

# Transformation of Materials Inspired by El Anatsui

See This Resource Used in a Pathway...



# Transforming Materials into Sculpture

This pathway shares how teachers might take inspiration from El Anatsui and encourage pupils to think how they might disassemble objects around them to transform them into sculptural pieces.

[Read More.](#)

---

## The Transformation Project

You May Also Like...



# Transforming Cardboard with Andrea Butler

Artist Andrea Butler shows how to explore simple design and construction using cardboard and jewellery. [Read More](#)

---

## Which Artists: Liz West

## What We Like About This Resource...

*“It’s really interesting to hear how the interest Liz has in the quality of light comes from a personal place and is something she has responded to since childhood. Seeing how her work has developed over the years is therefore a really positive re enforcement that*

*individual creative journeys, where nurtured, are so central to a rich arts education. We also love hearing Liz is always on the 'quest for knowledge' – meaning she is open to her ideas constantly evolving and the process of gathering new information and inspiration never stops!"* – Rachel, AccessArt

## **You May Also Like...**

**Pathway: Brave Colour**



**[This is featured in the 'Brave](#)**

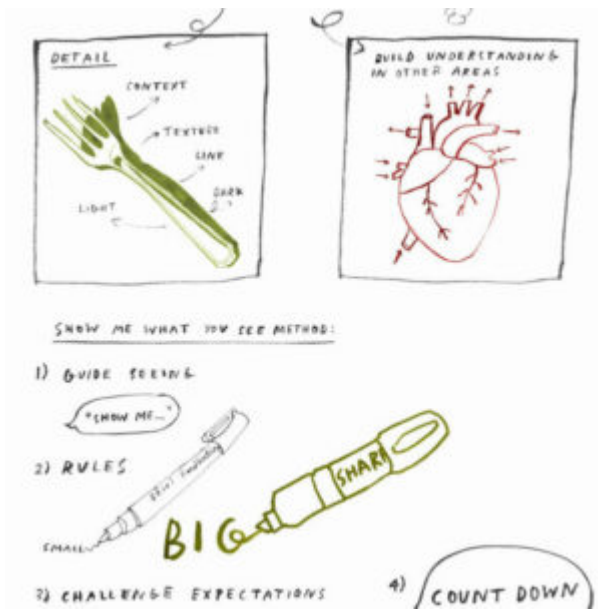
## colour' pathway

using sketchbooks to make visual notes



Find out how pupils can respond to artists work in sketchbooks

Show me what you see



[Enable close looking and drawing with this exercise](#)

## Lightbulb Art



**Mini World Light Boxes**



## Visual Arts Planning: Light and Dark

