

Making Musical Instruments

By Marina Jurjevic from [The Grange Centre](#)

In this post, Creative Arts Tutor Marina Jurjevic shows how a group of adult learners from [The Grange Centre](#) created musical instruments for a multi-sensory outdoor project. The Grange Centre for People with Disabilities provides vital services supporting people with learning disabilities to lead independent and fulfilling lives.

This activity was run with adult learners, but can easily be transferred to Primary School-aged children. The activity can be run in approximately two hours, either in one or two parts, but can be extended into other areas, such as composing a musical or percussive performance.



	Please log in here to access full content.
Username	<input type="text"/>
Password	<input type="password"/>
	<input type="button" value="Login"/> <input checked="" type="checkbox"/> Remember me
	Forgot Password

To access all content, I would like to join as...

An Individual



Creative practitioners, educators, teachers, parents, learners...

From £3.50

An Organisation...



Schools, Colleges, Arts Organisations: Single and Multi-Users
From £42

AccessArt is a UK Charity and we believe everyone has the right to be creative. AccessArt provides inspiration to help us all reach our creative potential.

What We Like About This Resource...

“It’s great to see music being explored in this way, and combining it with making creates a really

interesting immersive project. This activity would work well as part of an extended project looking at musical instruments around the world and some of the natural materials they are made from.” – *Rachel, AccessArt*

You Might Also Like...

Pathway: Music and art



[This is featured in the 'Music and Art' pathway](#)

Talking Points: Linda BELL



Talking Points: Nnena Kalu



talking points: wassily Kandinsky



drawing source material: orchestras



A Cheerful Orchestra



Touch Wood


What We Like About This Resource...

“You can get a real sense of the environment in this post and how this could provide so much inspiration for creative projects. We are aware there the challenges to exploring the outdoors when many schools are in towns and cities. A way around this could be to have a regular collection of natural objects within the classroom and using them as a stimulus to respond creatively in sketchbooks or in extended projects” – *Andrea, AccessArt*

You Might Also Like...



[Woodland Exploration](#)



[A Passion for Woodworking](#)



[Visual Arts PLanning: Tees, Forest and Landscapes](#)

Which Artists: Su Blackwell

What We Like About This Resource...

“It’s really interesting to hear how Su’s career path evolved organically, and how experimenting with different disciplines such as ceramics and sculpture whilst studying Textiles at the RCA began her journey towards paper craft and books. We really like how the small book sculptures inspired the larger scale set designs for The Snow

Queen. They transfer so effectively to the stage and you can imagine how engaging it would be for a young audience to recognise letters and words on lampposts and other scenic elements". – *Rachel, AccessArt*

You Might Also Like...



[Creating a Book World](#)



Sketch Set Design Models



Set Design for Primary Aged Children

Henry Moore's Shelter Drawings

You May Also Like...

Pathway: Exploring Form Through Drawing



[This is featured in the 'Exploring Form Through Drawing' pathway](#)

Watercolour Washes Inspired by the Tapestries of Henry Moore



Working with Dogwood

What We Like About This Resource...

“It’s lovely to see a resource that centres on a particular material and the scope it offers. I particularly like how the dogwood is used here to make wooden beads. This idea could be developed further by looking at how wood has been used to make jewelry throughout history and within many different cultures.” – *Rachel, AccessArt.*

You Might Also Like...



[A Passion for Woodworking](#)



Woodland Exploration



Visual Arts Planning: Trees, Forests and Landscape

Which Artists: Nathan Ward

Dropped Cone Sculptures with Julia Rigby

What We Like About This Resource...

“There’s a really fun element to this activity which is you can imagine all children really enjoying! The idea of food on large scale is a great starter for a sculpture project and an early exploration of working in 3D. What’s really positive to see in this project is how the children used their sketchbooks to design their ice creams prior to working in 3D. They then had the opportunity to re visit and refine their ideas as they worked. This provides a solid foundation for the concept of design development and design through making- both of which underpin any visual arts or design project or profession. For more support on how to develop sketchbook practice in your setting please see our [Sketchbook Journey](#)” – *Rachel, AccessArt*

You Might Also Like...



Art Club Cafe



Communal Drawing: Summer Picnic



Redesigning Food Packaging

Which Artists: We are out of office

Rosie Hurley: Esio Trot

What We Like About This Resource...

“Rosie highlights the importance of embracing a

wide variety of interests and ways of working into our wider creative practice, resulting in wonderfully rich and very personal explorations and outcomes.

There are so many clues in this resource for teachers. Look out for how Rosie slows down her whole process into a series of interconnected stages, which weave in and out of each other. These include time for research (collecting and observing), analysing and revisiting, drawing, making and finally documenting." *Paula, AccessArt*

You Might Also Like...

Pathway: Telling Stories through drawing and making



[This is featured in the 'Drawing Stories Through Drawing and Making' pathway](#)

Pathway: Set Design



This is featured in the 'Set Design' pathway

talking points: negative space by tiny inventions



Gabby Savage-Dickson: Felting &

Embroidering Sets



Year 3 Roald Dahl & Quentin Blake Homework






Draw, Paint, Build, Make: Gallery Project





**Connecting With Nature
Through Art**

**Roots & Shoots: A Sculptural
Challenge**

**See This Resource Used In
Schools...**





You May Also Like...

Pathway: Stick Transformation project



[This is featured in the 'Stick Transformation Project' pathway](#)

Art Club Cafe

Use a range of making and modelling techniques to create a cafe, including modroc doughnuts and fabric pizzas!

Get Connected! Cardboard Robots with Movable Joints

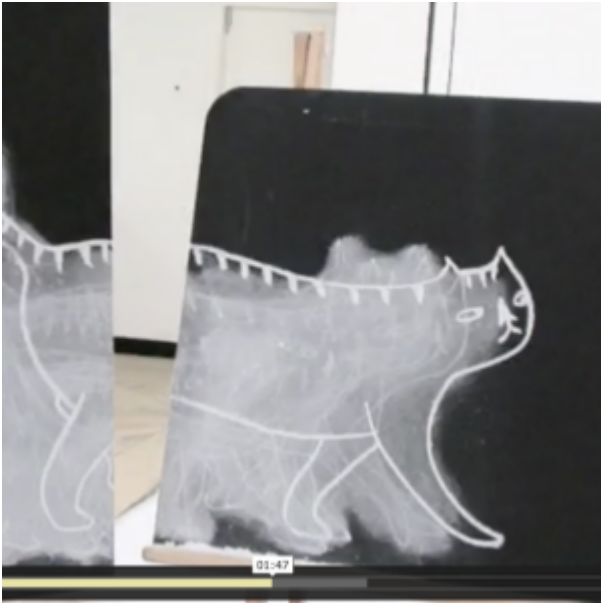
You May Also Like...

Pathway: Making Animated Drawings



[This is featured in the 'Making Animated Drawings' pathway](#)

Talking points: Making drawings move



Talking Points: paper cut puppets



Talking Points: Lauren child



Talking Points: Lotte reiniger



Home: The Little House on West Street LockDown Project

Inspired! Making at Linton Heights Junior School

Anna Campbell shares how a whole school engaged with making projects integrated across subjects in response to the Renaissance painting of Cupid and Psyche by Jacopo Del Sellaio at the Fitzwilliam Museum, Cambridge, and how she used the project to progress pupils' making skills throughout the year groups.

Inspired! Psyche's Resilience by The Fitzy Peters

Natalie Bailey shares the pupils' Inspire journey and their response to the Renaissance painting of Cupid and Psyche by Jacopo Del Sellaio at the Fitzwilliam Museum, Cambridge as well as her reflections on the transformative impact that the project had on the children and how Art can support healing and wellbeing.

Ofsted are Coming Tomorrow!

Sue Brown shares her experience of an Ofsted inspection with an Art Deep Dive.

Unesco: Celebrating the Power of Making!

Inspired by Paula's recent rousing film, 'It's in Our Hands', artist Jan Miller pulled images together from her own teaching to illustrate the things the children in her classroom do with their hands

Cupid and Psyche: How a Fifteenth-Century Renaissance Panel Became the Most Loved Painting in Cambridgeshire

Sheila Ceccarelli tells the story of how Cupid and Psyche, painted by Jacopo Del Sellaio, an Italian Renaissance artist, came to become the most loved painting in Cambridgeshire. Inspire is an exhibition of art made by primary school children and celebrates the creativity of our local schools. It champions the on-going importance of cultural learning and the visual arts for children and young people. A chance also to see Del Sellaio's Cupid and Psyche on display next to the children's work.

Flying Minpin Birds

Roald Dahl's *The Minpin Birds* inspired Arbury school pupils to design and make their own birds for a tiny Minpin to ride upon. Alongside this project, the class drew their own maps of imaginary worlds and imagining themselves as Minpins.