

# Hew Locke Inspired Boats

By [Jan Miller](#)



In this project, children explore the theme of boats through 2D and 3D. Beginning with drawing in charcoal, the children move onto creating colourful collages of boats before developing their making skills by constructing boats from scrap cardboard, which are then painted in bright colours and decorated with objects and mixed media. The artist [Hew Locke](#), inspires the playful making in this project with his use of found materials and his [installation of 40 boats made from scratch](#). This enjoyable project sees confidence built as all responses are valued, with team work and supporting each other key in the success criteria.

Due to the extended nature of this project, and in order to make the most of the activities, the full content could be

explored over a full half term.

## Introduction

Opportunity to make is incredibly important in the primary curriculum, and we are positively encouraging it! When questioned, it appears children are making less at home - whether modelling or building – so responsibility falls with schools to provide experiences to develop these building blocks of foundation skills....and they love it!

## Activity Objectives

This boat project develops children's individual response to making, using recycled and found materials. Large scale drawing from photographs, as well as design drawings support the modelling. Mixed media work develops creativity by using painted collage. Collaborative as well as individual pieces are developed. The project was thoroughly enjoyed, particularly when the children were given choices of materials, and responsibility to resource the project themselves and justify decisions. The lessons were positive, lively, busy and productive with classroom chatter focussed on decision-making, planning, agreeing and evaluating. The project was very much steered by the children's interests.

---

	<b>Please log in here to access full content.</b>
Username	<input type="text"/>
Password	<input type="password"/>
	<input type="button" value="Login"/> <input checked="" type="checkbox"/> Remember me
	<a href="#">Forgot Password</a>

To access all content, I would like to join as...

**An Individual**



Creative practitioners, educators, teachers, parents, learners...

From £3.50

**An Organisation...**





Schools, Colleges, Arts Organisations: Single and Multi-Users  
From £42

*AccessArt is a UK Charity and we believe everyone has the right to be creative. AccessArt provides inspiration to help us all reach our creative potential.*

---

**See This Resource Used In  
Schools...**





## **You Might Also Like...**

### **Making a Treehouse**



### **Dropped Cone Sculptures**





## What is Sculpture?




---

## Modroc Plasterboard

# You May Also Like...

## Session Recording: how to use modroc



## How to use modroc





# Deconstructing to Help You See

## You May Also Like

ten minutes, five times a week



the drawing journey



all drawing resources



---

**Imaginary Landscapes**

**DALER**   
**ROWNEY**



**See This Resource Used In  
Schools...**





## You May Also Like

Lets start with collage





## Insect hotels



---

## Fruit and Veg Head

# DALER ROWNEY



## You May Also Like

egg box gargoyles



**abstract face**



**Plasticine Models & Decorated Plinths**



---

## Transforming Objects





# DALER ROWNEY

**You May Also Like**

**Painting with Poster Paint**




**Collaging with Wax Crayon Rubbings**



**Prop making for toys**



**Repeat Pattern Printing Roller**



---

## **Concertina Landscapes**

**See This Resource Used In  
Schools...**





**You May Also Like**

**Manipulating Forms in Landscape Painting**



**Imaginary Landscape**





# Finding Circles

## You May Also Like...

Why visual literacy is an important skill



[Find out how you can encourage the development of visual literacy skills](#)

## Drawing Spiral Snails



[Explore spirals found in nature with this mixed media workshop](#)

## Drawing Spirals



[Explore drawing using whole body movements](#)

---

# Autumn Floor Textiles



**DALER**   
**ROWNEY**

---

# Collaging with Wax Crayon Rubbings

**DALER**   
**ROWNEY**





# See This Resource Used In Schools



## You May Also Like...


**Transforming Objects**



## **Autumn Floor Textiles**



## **Imaginary landscapes**



---

**Repeat      Pattern      Printing**  
**Roller**

**DALER**   
**ROWNEY**



## You May Also Like...

### Printing with string



[Explore 3 different methods of printing with string](#)

## Modroc Plasterboard



Mold modroc over found materials to create textured plasterboards

---

**Exploring A Midsummer Night's Dream: Creating a Forest Collage Part Two**

---

**Exploring A Midsummer Night's Dream: Creating a Forest**



# Collage Part One

---

**Sculptural Environments  
Inspired by Hockney**

**See This Resource Used In  
Schools...**







---

**Making 2d & 3d Fashion  
Designs with Painted and  
Decorated Paper**

**See This Resource Used In  
Schools...**



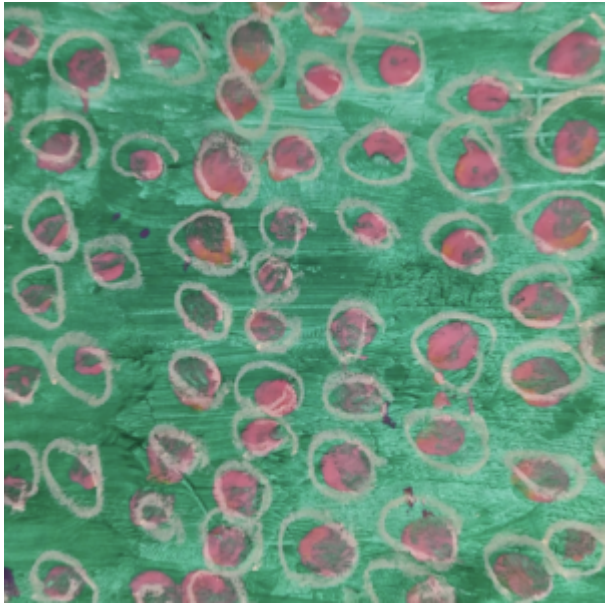























# You May Also Like...

## Pathway: Fashion Design



[This is featured in the 'Fashion Design' pathway](#)


## Talking Points: Hormazd Narielwalla



## Talking Points: Tatyana Antoun



## Talking Points: Alice Fox



## Talking Points: Pyer Moss



## Talking Points: Rahul Mishra



---

**Nests: Materials, Tools  
Testing and Sketchbooks**



# See This Resource Used In Schools...



## You May Also Like...

Pathway: Sculpture, Structure,  
Inventiveness & determination





**This is featured in the 'Sculpture, Structure, Inventiveness & Determination' pathway**

**Talking Points: What can we learn from birds**



**Drawing source material: nests**



---


# **A Visual Poetry Zine with Monotype**


Use monoprint, paint and collage to create zines inspired by poetry.

---

## **Cut Out Typography**

**See This Resource Used In Schools...**











# You May Also Like...

## Pathway: Typography and Maps



[This is featured in the 'Typography and Maps' pathway](#)

## Talking Points: What is typography?



## Talking Points: Louise Fili



---

**Screen Printing In The Classroom**

**See the Pathway Used in Schools...**





# You May Also Like...

**Pathway: working with shape and colour**



[This is featured in the 'Working with Shape and Colour' pathway](#)

**Pathway: Print & Activism**





[This is featured in the 'Print & Activism' pathway](#)

**Talking Points: What is a Screenprint?**



---

## **Creating Repeat Patterns With Rachel Parker**

### **What We Like About This Resource...**

*“This is a great activity for really tuning into colour and shape. The process is ultimately quite a refined one (ie making a pattern balanced and repeated ‘correctly’) – but there’s plenty of*

*scope for exploring pattern in a more experiential way prior to the refinement page. Try one of the recommended resources below to introduce pattern and begin with some open ended activities to build skill and confidence.” – Andrea, AccessArt*

## You Might Also Like...

**Pathway: Exploring pattern**



[This is featured in the 'Exploring Pattern' pathway](#)


**Talking points: Andy Gilmore**



**talking points: Louise Despont**



**Inspired by Rachel Parker**



**Teachers Explore Pattern, Shape and Texture**



**Block Printing Repeat Patterns**



