

# Drawing from Life with Lance Richardson: 3 Sketchbook Exercises

By [Lance Richardson](#)

In the second of a growing collection of resources exploring drawing from life, artist Lance Richardson demonstrates three simple drawing techniques to help you get started in your sketchbook, from overcoming the fear of the white page to using drawing as a tool for exploring close-looking. These exercises are suitable across all ages and educational settings to help you or your learners get started in sketchbooks. Find the first video in the collection [here](#).

This resource is for [members only](#). Log in below to access the full video.

---

	Please log in here to access full content.	
Username	<input type="text"/>	
Password	<input type="password"/>	
	<input type="button" value="Login"/> <input checked="" type="checkbox"/> Remember me	
	<a href="#">Forgot Password</a>	

To access all content, I would like to join as...

**An Individual**



Creative practitioners, educators, teachers, parents, learners...

[From £3.50](#)

**An Organisation...**



Schools, Colleges, Arts Organisations: Single and Multi-Users  
**From £42**

*AccessArt is a UK Charity and we believe everyone has the right to be creative. AccessArt provides inspiration to help us all reach our creative potential.*

---

## You May Also Like

**Drawing From Life: How Artists Use Sketchbooks**



## **The Sketchbook Journey**



## **Video enabled resources: Sketchbooks**





---

**Exploring A Midsummer Night's  
Dream: Recounting the Story**

---

**Exploring A Midsummer Night's  
Dream: Making Magic Spells**

---

**Exploring A Midsummer Night's**

**Dream: Creating a Forest Collage Part Two**

---

**Exploring Macbeth Through Art: Storyboards**

---

**Using Sketchbooks to Make Visual Notes**

**See This Resource Used In Schools**


























---

**Nests: With Dry and Wet Media**


**See This Resource Used In**




# Schools...











# You May Also Like...

Pathway: Sculpture, Structure,  
Inventiveness & determination



[This is featured in the 'Sculpture, Structure, Inventiveness & Determination' pathway](#)

Talking Points: What can we learn from birds





**Drawing source material: nests**



---

**Nests:      Observational      Ink  
Drawing**

# See This Resource Used In Schools...



## You May Also Like...

Pathway: Sculpture, Structure,  
Inventiveness & determination



**This is featured in the 'Sculpture, Structure, Inventiveness & Determination' pathway**

**Talking Points: What can we learn from birds**



**Drawing source material: nests**



---

# **A Visual Poetry Zine with Monotype**

Use monoprint, paint and collage to create zines inspired by poetry.

---

## **Dance and Drawing**

---

## **Expressive Painting & Colour**



# Mixing

What We Like About This Post: “I love that this activity introduces students to colour mixing in a fun and interactive way, steering away from the more formal colour wheel and promoting a more intuitive way of colour mixing. The use of sketchbooks also gives students the opportunity to curate their work, nurturing the individuals creative decision making.” – Tobi, AccessArt

---

## Exploring, Associating & Connecting – a Sketchbook Exercise

---

## Sketchbook Journey At Haslingfield Primary School

---

## Movement Maps

---

# Finding Marks Through Drawings Made by Artists

See This Resource Used In Schools





## You May Also Like...

**Pathway: Typography and Maps**



[This is featured in the 'Typography and Maps' pathway](#)

**Pathway: Cloth, thread, paint**



[This is featured in the 'Cloth, Thread, Paint' pathway](#)

## Session Recording: Finding Marks Made by Artists

Developing Mark Making Skills - Drawing Exercise


Sharing Visual Arts Inspiration

HOME TODAY VISUAL ARTS RESOURCES AREAS OF EXPERTISE I AM... JOIN ACCESSART

### Finding Marks Through Drawings Made by Artists

By [Paula Briggs](#)

This resource shares a way to introduce learners to the diversity of mark making at their disposal when making drawings. By deconstructing drawings made by artists, we can begin to build our own vocabulary of marks, and start to make our own creative decisions about when to use a certain mark in a particular context, and understand how the marks we choose will affect the final drawings.



#Inspire

Inspired by our resources? make using @inspirevally @facebook and @twitter @black Instagram & quite the art! Thank you!

FIND RESOURCES ABOUT...

MEMBERSHIP

Register for

Join Access



# Mark Making & Sound: Part Three

## You May Also Like...

Pathway: Music and art



[This is featured in the 'Music and Art' pathway](#)

Mark Making & Sound: Part One



## Mark Making & Sound: Part Two



---

## Mark Making & Sound: Part Two

# You May Also Like...

Pathway: Music and art




[This is featured in the 'Music and Art' pathway](#)

Mark Making & Sound: Part One





## Mark Making & Sound: Part Three



---

## Mark-Making & Sound: Part One

## You May Also Like...

**Pathway: Music and art**




[This is featured in the 'Music and Art' pathway](#)

**Mark Making & Sound: Part Two**



**Mark Making & Sound: Part Three**



## **Drawing to a Slow Rhythm**



## **Inspired by Miro**





## Drawing to Music



# Unesco: Celebrating the Power of Making!

Inspired by Paula's recent rousing film, 'It's in Our Hands', artist Jan Miller pulled images together from her own teaching to illustrate the things the children in her classroom do with their hands

---

## Pastel and Rubber Chiaroscuro Drawings