

# What is a Sketchbook?

In this resource, we break down the key characteristics of what makes a sketchbook, who it belongs to, the benefits of keeping one and starting points for the kinds of exploration that can take place in a sketchbook.

The animation below is a great way to introduce learners to sketchbooks and open up their understanding as they begin developing their own sketchbook practice. This resource is perfect for ages 10 and upwards.

[Please log in](#) below as a member to access the video.



|          |   |   |
|----------|---|---|
|          | <b>Please log in here to access full content.</b> |   |
| Username |   | <input type="text"/>                            |
| Password |   | <input type="password"/>                        |
|          | <input type="button" value="Login"/>              | <input checked="" type="checkbox"/> Remember me |
|          | <a href="#">Forgot Password</a>                   |   |

**To access all content, I would like to join as...**

**An Individual**



**Creative practitioners, educators, teachers, parents, learners...**

**From £3.50**

## An Organisation...



Schools, Colleges, Arts Organisations: Single and Multi-Users  
From £42

*AccessArt is a UK Charity and we believe everyone has the right to be creative. AccessArt provides inspiration to help us all reach our creative potential.*

---

---

## Giant Jewellery: Multimedia

# Response to Yayoi Kusama

---

## Key Differences Between Sketchbooks and Exercise Books

### You May Also Like

Sketchbook pedagogy



visual arts pedagogy



---

**Exploring A Midsummer Night's  
Dream: Recounting the Story**

---

**Exploring A Midsummer Night's  
Dream: Making Magic Spells**

---

**Exploring A Midsummer Night's**

# **Dream: Creating a Forest Collage Part Two**

---

## **Exploring A Midsummer Night's Dream: Creating a Forest Collage Part One**

---

## **Exploring A Midsummer Night's Dream: Costume Design for Bottom**

**See This Resource Used in Schools...**

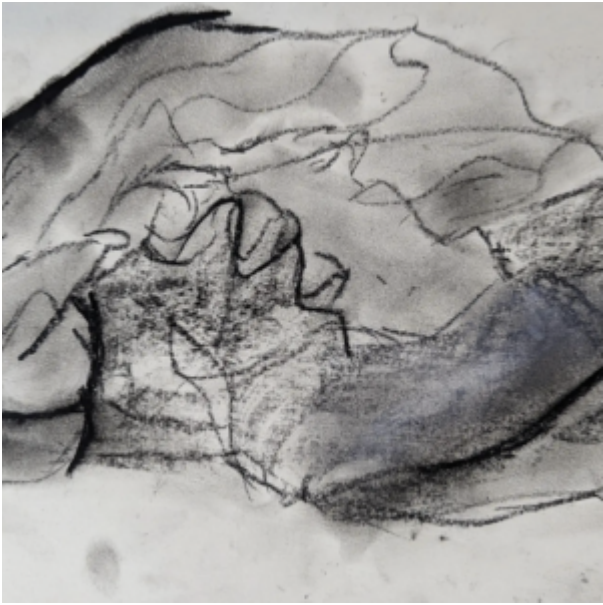


---

# Exploring A Midsummer Night's Dream Through Art: Ancient Greek Dress Portraits

See This Resource Used In Schools...







---

# Exploring Macbeth Through Art: Light and Dark Posters

---

# Exploring Macbeth Through Art: Macbeth Portraits


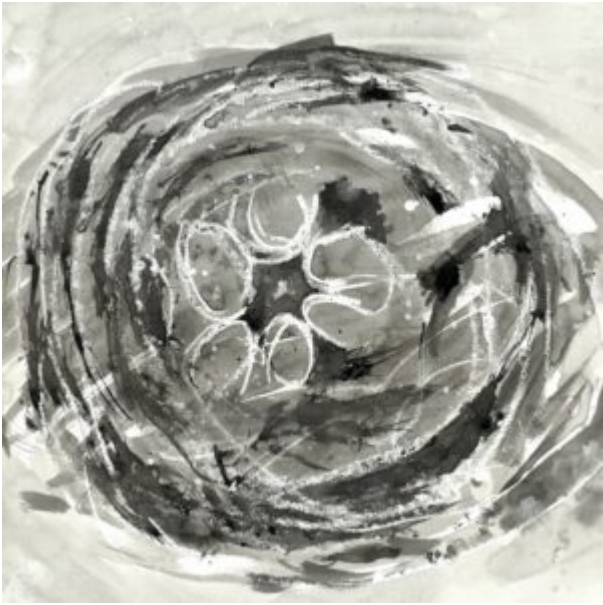
---

**Nests: With Dry and Wet Media**

**See This Resource Used In Schools...**












## You May Also Like...

**Pathway:      Sculpture,      Structure,  
Inventiveness & determination**



**This is featured in the 'Sculpture, Structure, Inventiveness & Determination' pathway**

**Talking Points: What can we learn from birds**



**Drawing source material: nests**



---

**Nests: Observational Ink  
Drawing**

**See This Resource Used In  
Schools...**




## You May Also Like...

**Pathway:      Sculpture,      Structure,  
Inventiveness & determination**



This is featured in the 'Sculpture, Structure, Inventiveness & Determination' pathway

**Talking Points: What can we learn from birds**



Explore parallels between behaviour of birds and ourselves

**Drawing source material: nests**



[A collection of imagery and sources which you can use to prompt drawing](#)

---

**Nests: Materials, Tools  
Testing and Sketchbooks**

**See This Resource Used In  
Schools...**




## You May Also Like...

**Pathway:      Sculpture,      Structure,  
Inventiveness & determination**



**This is featured in the 'Sculpture, Structure, Inventiveness & Determination' pathway**

**Talking Points: What can we learn from birds**



**Drawing source material: nests**



---

# **A Visual Poetry Zine with Monotype**

Use monoprint, paint and collage to create zines inspired by poetry.

---

## **World War 1 And The Work Of Paul Nash**

**See This Resource Used In**

# Schools...





---

# **Sketchbook Journey At Haslingfield Primary School**

---

## **Personalising a Sketchbook with Mark Making and Collage**

---

## **Using a Found Book for a Sketchbook**

---

## **A Sketchbook Pathway 3: Let Go Of Expectations & Let Things Collide**