

Giant Jewellery: Multimedia Response to Yayoi Kusama

By [Clare Boreham Kerr](#)

In this resource, specialist art teacher Clare Boreham Kerr shares a project inspired by the colours and patterns used by the artist [Yayoi Kusama](#). This multimedia activity uses a range of materials, including sketchbooks, to make [colourful giant jewellery](#). Clare works in special educational needs education, but this project could be translated across a variety of settings.

This three-part project can be split across three or four sessions. Beginning with sketchbooks and drawing, pupils will move onto collage and 3D work, finishing off with a session dedicated to construction and reflection.



	Please log in here to access full content.	
Username	<input type="text"/>	<input type="text"/>
Password	<input type="text"/>	<input type="text"/>

	<input type="button" value="Login"/> <input checked="" type="checkbox"/> Remember me
	Forgot Password

To access all content, I would like to join as...

An Individual



Creative practitioners, educators, teachers, parents, learners...

From £3.50

An Organisation...



Schools, Colleges, Arts Organisations: Single and Multi-Users
From £42

AccessArt is a UK Charity and we believe everyone has the right to be creative. AccessArt provides inspiration to help us all reach our creative potential.

Exploring A Midsummer Night's Dream: Recounting the Story

Exploring A Midsummer Night's Dream: Making Magic Spells

Exploring A Midsummer Night's Dream: Creating a Forest Collage Part Two

Exploring A Midsummer Night's Dream: Creating a Forest Collage Part One

Exploring A Midsummer Night's Dream: Costume Design for Bottom

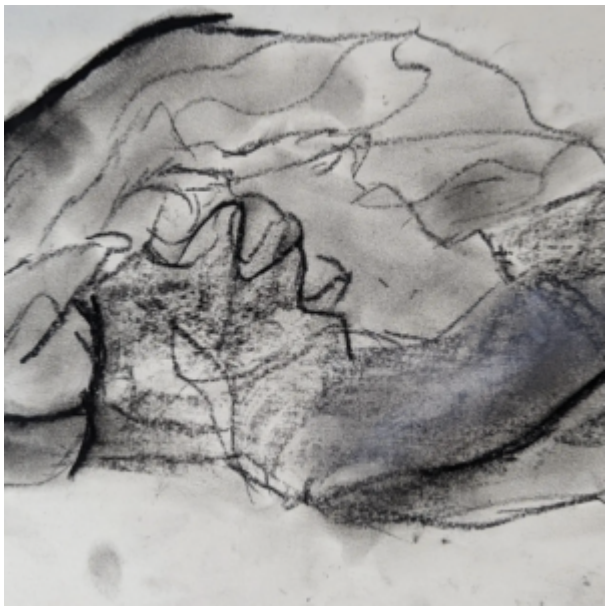

See This Resource Used in Schools...





Exploring A Midsummer Night's Dream Through Art: Ancient Greek Dress Portraits

**See This Resource Used In
Schools...**






**Exploring Macbeth Through
Art: Light and Dark Posters**

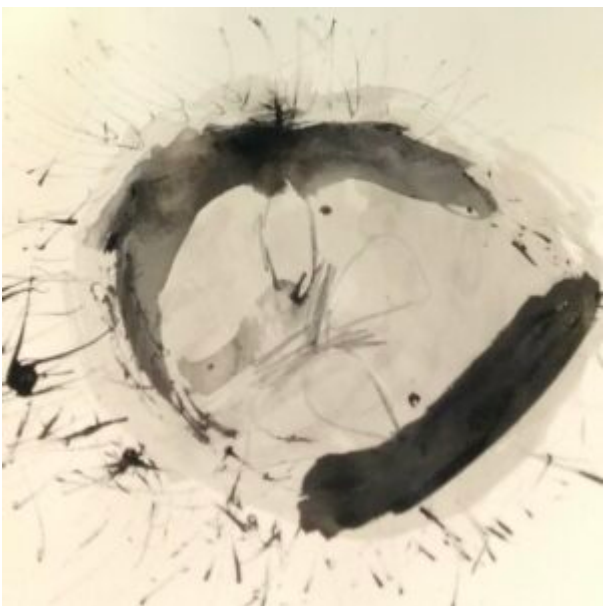

**Exploring Macbeth Through
Art: Macbeth Portraits**



Nests: With Dry and Wet Media

**See This Resource Used In
Schools...**









You May Also Like...

Pathway: Sculpture, Structure,
Inventiveness & determination



[This is featured in the 'Sculpture, Structure, Inventiveness & Determination' pathway](#)

Talking Points: What can we learn from birds



Drawing source material: nests



**Nests: Materials, Tools
Testing and Sketchbooks**

See This Resource Used In Schools...




You May Also Like...

Pathway: Sculpture, Structure,
Inventiveness & determination



This is featured in the 'Sculpture, Structure, Inventiveness & Determination' pathway

Talking Points: What can we learn from birds



Drawing source material: nests



A Visual Poetry Zine with Monotype

Use monoprint, paint and collage to create zines inspired by poetry.

World War 1 And The Work Of Paul Nash

See This Resource Used In

Schools...





Sketchbook Journey At Haslingfield Primary School

Mark Making & Sound: Part Three

You May Also Like...

Mark Making & Sound: Part One



Mark Making & Sound: Part Two



Pathway: Music and art



This is featured in the 'Music and Art' pathway

Inspired! Psyche's Resilience by The Fitzy Peters

Natalie Bailey shares the pupils' Inspire journey and their response to the Renaissance painting of Cupid and Psyche by Jacopo Del Sellaio at the Fitzwilliam Museum, Cambridge as well as her reflections on the transformative impact that the project had on the children and how Art can support healing and wellbeing.

Mayan	Tabletop	Eraser
Printing	Project	