

# How I use my Sketchbook as an Illustrator, by Alice Bowsher

In the series ‘[How Artists Use Their Sketchbooks](#)’, we are celebrating the different ways in which artists use their sketchbooks, spanning across a range of disciplines, to open up minds as to what a sketchbook is and can be, from the perspective of practicing artists.

In this video, illustrator [Alice Bowsher](#) shares with us how she uses sketchbooks in a professional capacity, to take notes, write timelines, and generate ideas, as well as also for her own personal practice, as a space to experiment.

[Log in below](#) as a member to watch the full video.

---

	Please log in here to access full content.	
Username	<input type="text"/>	
Password	<input type="password"/>	
	<input type="button" value="Login"/>	<input checked="" type="checkbox"/> Remember me
	<a href="#">Forgot Password</a>	

To access all content, I would like to

join as...

## An Individual



Creative practitioners, educators, teachers, parents, learners...

From £3.50

## An Organisation...



Schools, Colleges, Arts Organisations: Single and Multi-Users  
From £42

*AccessArt is a UK Charity and we believe everyone has the right to be creative. AccessArt provides inspiration to help us all reach our creative potential.*

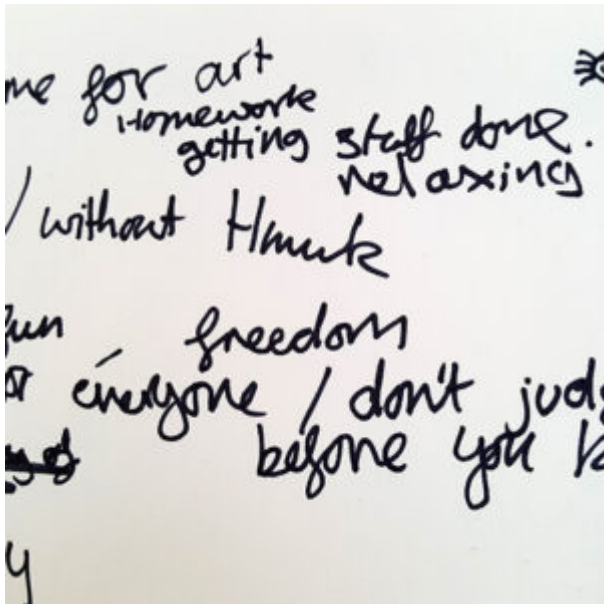
---

---

## Talking Heads

# You May Also Like...

find your messages



## Portrait Club



## Adapting AccessArt: Faces and Stories





## **Exploring Macbeth Through Art: Macbeth Portraits**



---

**How I use my Sketchbook as an**

**Illustrator by Tobi Meuwissen**

---

**How I use my Sketchbook as a  
Mixed Media Artist by Morag  
Thomson Merriman**

---

**How I use my Sketchbook as a  
Painter by Joe Gamble**

---

**Making a Ruler Drawing (of a  
Bag)**

---

**Playing With Perspective**

# You May Also Like...

## Other Resources by Joe Gamble



## Adapting AccessArt: Colour and Composition



## Thoughtful Mark making



---

# **Drawing From Life: How Artists Use Sketchbooks**

## **You May Also Like**

**Drawing from Life with Lance Richardson:  
3 Sketchbook Exercises**





## **The Sketchbook Journey**



## **Video enabled resources: Sketchbooks**



---

## **Sketch Your World: Drawing The Details**

---

## **Sketch Your World: Perspective**

---

## **Sketch Your World: Choosing**

# Subject Matter

---

**Sketch Your World:  
Sketchbooks & Composition**

---

**Sketch Your World: The Basics**

---


**Mobile Construction Methods**

**You May Also Like...**

**Pathway: Explore Sculpture Through Making  
a Mobile**



**Heavy/Light Mobile – Drawing and Making**



**Coat-hanger Shells**



---

## **AccessArt Session Recording: Colour Mixing**

---

### **Modroc Plasterboard**

### **You May Also Like...**

**Session Recording: how to use modroc**





**How to use modroc**



---

**Deconstructing to Help You See**

# You May Also Like

ten minutes, five times a week



the drawing journey



all drawing resources




---


# **Recycled Baubles by Scarlett Rebecca**

## **You May Also Like**

**making a puzzle purse**



**Turkish map fold**



**adapting accessart: 2d to 3d**



---

# Introduction to Ink

## You May Also Like

Graphic inky still life






## See Three Shapes



see all ink resources



---

## Printing with String

**DALER**   
**ROWNEY**



**You May Also Like...**

**Repeat Pattern Printing Roller**



## Modroc Plasterboard

