

Marbled Hole Punch Sketchbook

In this activity aimed at EYFS and SEND, learners will have the opportunity to make their own simple and inexpensive sketchbook made up of old paper. Each sketchbook will be personalised by a front cover that they have marbled themselves. This activity promotes the development of skills such as colour recognition, dexterity and fine motor skills whilst nurturing curiosity. Each learner will end up with a personal sketchbook that they can work in over the coming weeks.

[Join AccessArt](#) to watch the full video.

	Please log in here to access full content.
Username	<input type="text"/>
Password	<input type="password"/>
	<input type="button" value="Login"/> <input checked="" type="checkbox"/> Remember me
	Forgot Password

To access all content, I would like to join as...

An Individual



Creative practitioners, educators, teachers, parents, learners...

[From £3.50](#)

An Organisation...



Schools, Colleges, Arts Organisations: Single and Multi-Users
From £42

AccessArt is a UK Charity and we believe everyone has the right to be creative. AccessArt provides inspiration to help us all reach our creative potential.

DALER 
ROWNEY



You May Also Like


folded sketchbook



buying and making sketchbooks



the sketchbook journey



Modelling Monsters

You May Also Like

fruit and veg head



clay pens



articulated beasts



Fruit and Veg Head

DALER 
ROWNEY



You May Also Like

egg box gargoyles



abstract face



Plasticine Models & Decorated Plinths



Recycled Baskets by Scarlett Rebecca

You May Also Like


paper bowls



explore paper weaving



recycled baubles



Introduction to Colour Pencils

Transforming Objects



DALER 
ROWNEY

You May Also Like

Painting with Poster Paint




Collaging with Wax Crayon Rubbings



Prop making for toys



Repeat Pattern Printing Roller



Painting with Poster Paint

“I really like how this resource provides lots of interesting and exciting ways for poster paint to be used. It combines observational drawing and painting with more abstract pattern providing a breadth of exploration. Giving learners the

opportunity to explore the properties of poster paint as well as seeing how it responds to different materials will help to nurture imaginations as well as providing support for the development of basic skillsets.” – Rachel, AccessArt

Drawing with Soft Pencils



DALER ROWNEY

You May Also Like


Shells: Observational and Imaginative Drawing



All graphite resources



introduction to graphite



Explore Wax Crayon

DALER 
ROWNEY



You May Also Like...

Collaging with Wax Crayon Rubbings



Red to Green: Wax Resist and Scraffito



Autumn Floor Textiles



Explorer's Books: Collecting Colour




Let's Start With... Collage

DALER 
ROWNEY



You May Also Like

imaginary landscapes



Concertina Landscapes

See This Resource Used In Schools...






You May Also Like

Manipulating Forms in Landscape Painting



Imaginary Landscape



Autumn Floor Textiles



DALER 
ROWNEY

**Explorer's Books: Collecting
Colour**

DALER 
ROWNEY



You May Also Like...

T-Shirt Paintings



In this resource aimed at EYFS and SEND groups, learners will have the

opportunity to design and wear their own T-shirt

Autumn Floor Textiles



Use a variety of different materials on calico as well as use new techniques such as wax resist

Marbled Hole Punch sketchbooks



Create simple and inexpensive sketchbook

made up of old paper

**Repeat
Roller**

Pattern

Printing

DALER 
ROWNEY



You May Also Like...

Printing with string



[Explore 3 different methods of printing with string](#)

Modroc Plasterboard



[Mold modroc over found materials to create textured plasterboards](#)

Introduction to Chalk Pastels

Collecting Colour in my
Moodboard Book

What We Like About This

Resource...

“It’s really nice to see that although Rachel Parker works quite digitally, her process from the beginning is very tactile. Rachels books act as a really great source of inspiration, helping to break down the creative blocks that we all get from time to time. Having a sketchbook dedicated to colour means that as well as working with colours that you already love, you can test new colour palettes and see colours from a new perspective. I especially love how Rachel picks up on the different tones in colours by looking at the way light hits it in order build her colour palette around those supporting tones as well as big statement colours.” – Tobi, AccessArt

You Might Also Like...

Which Artists: Rachel Parker



[Find out about Rachel's journey to becoming a pattern designer](#)

Make Repeat Patterns



[A resource by Rachel Parker to help students build repeat patterns](#)

Exciting Colour



[A collection of resources by Rachel Parker to help you build your own colour moodboard](#)

Collecting Colour

What We Like About This Resource...

“It’s great to see how a simple exercise such as colour collecting, which can be done in a classroom setting, is also used in a professional capacity. This gives the activity a clear context and purpose. It’s nice to see Rachel’s decisions being made in real time, it demonstrates how artists are constantly reflecting on and self evaluating their own decisions. Rachel also shows us that she sometimes gets colour palettes from photos that she’s taken herself, this is really exciting because it demonstrates how the artists experience is central to their work. Students will be able to bring their own experience and personality to this activity by having complete control over what their colour moodboard becomes.”
– Tobi, AccessArt

See How This Resource Is Used in Schools...





You Might Also Like...

Which Artists: Rachel Parker



[Find out about Rachel's journey to becoming a pattern designer](#)

Make Repeat Patterns



[A resource by Rachel Parker to help students build repeat patterns](#)

Exciting Colour



[A collection of resources by Rachel Parker to help you build your own colour moodboard](#)

How Colour Collection Inspires My Work

What We Like About This Resource...

“Rachel’s work is so vibrant and full of joy, it’s really exciting to see how she starts to form creative ideas around colour. Rachel highlights the importance of colour trends but also gives herself the opportunity to create her own trends which adds a level of playfulness and personality to her colour exploration. Seeing her colour books translate into fabric demonstrates a real clarity in her decision making process.” – Tobi, AccessArt.

You Might Also Like...

Which Artists: Rachel Parker



[Find out about Rachel's journey to becoming a pattern designer](#)

Make Repeat Patterns



[A resource by Rachel Parker to help students build repeat patterns](#)

Exciting Colour



[A collection of resources by Rachel Parker to help you build your own colour moodboard](#)

Anaologue Drawing

What We Like About This Resource...

“This activity highlights how visual communication can be used to convey emotion. When artwork is relatable in a human and emotive way it can be really powerful. Learning how to translate feeling into mark-making is a really important skill and can help children break down the essence of a range of their own emotions, and communicate it to others. Explore colour and a range of materials to enrich this experience.” – Tobi, AccessArt.

Drawing With Your Feet

What We Like About This Resource

“I love this resource because I can picture the energy in the classroom whilst students enjoy the process of mark-making using their feet. Creating drawings with parts of the body other than hands

can be really freeing; students will hopefully look at their drawings in a less critical way, with the emphasis of the activity being more about the process than the outcome. It might be a nice addition to use a viewfinder to zoom in on areas where the marks collide in interesting ways” – Tobi, AccessArt.