

Word and Image: Creating New Narratives

By [Joe Gamble](#)

In this simple exercise, learners will explore the relationship between word and image through collage, experimenting with how combining the two can change context, create new narratives, and form stories in the process. They will use sketchbooks, collage and typography as a part of this exploration.

This exercise can be completed in 1-2 hours or spread out across a few sessions, depending on the abilities of learners or the time available. This resource is suitable for learners ages 16 and up.

Please [log in](#) below as a member to access the full resource.

	Please log in here to access full content.	
Username	<input type="text"/>	
Password	<input type="password"/>	
	<input type="button" value="Login"/>	<input checked="" type="checkbox"/> Remember me
	Forgot Password	

To access all content, I would like to join as...

An Individual



Creative practitioners, educators, teachers, parents, learners...

[From £3.50](#)

An Organisation...



Schools, Colleges, Arts Organisations: Single and Multi-Users
From £42

AccessArt is a UK Charity and we believe everyone has the right to be creative. AccessArt provides inspiration to help us all reach our creative potential.

You May Also Like...

Teenagers write in invented text



Teenagers write in invented text



Monoprint to explore poetry



3d Visual Maps



**Illustrating a Book: The
Making of Rabbit, Cactus,**

Accident

What We Like About This Resource...

"I really like how Yu-Ching's process combines hand-drawing and painting, before moving across to digital. Combining those processes ensures that the illustrations retain a very warm, tactile look to them, but the digital element refines the imagery. We really like what Yu-Ching says about the benefits of silent books being universally understood and feel that the benefits and challenges of not using words means that the imagery has to be really clear, which encourages lots of exciting creative problem-solving." – Tobi, AccessArt


You May Also Like...

Creating a Storyboard and dummy book



Drawable: the 3 Panel Challenge

3.



Drawable: My Tiger Sketchbook



Illustrating The Jabberwocky



Why Use Drama in an Art Lesson?

Drama Activity: An Art Conversation

Drama Activity: Hot-seating a Character

Drama Activity: Freeze Frame and Thought-tapping

Deconstructing to Help You See

You May Also Like

ten minutes, five times a week



the drawing journey



all drawing resources



Finding Circles

You May Also Like...

Why visual literacy is an important skill



[Find out how you can encourage the development of visual literacy skills](#)

Drawing Spiral Snails



[Explore spirals found in nature with this mixed media workshop](#)

Drawing Spirals



[Explore drawing using whole body movements](#)

**Why Visual Literacy is an
Important Skill**

Show Me What You See

**Using Sketchbooks to Make
Visual Notes**

**See This Resource Used In
Schools**




















**Finding Marks Through
Drawings Made by Artists**

See This Resource Used In Schools





You May Also Like...

Pathway: Typography and Maps



[This is featured in the 'Typography and Maps' pathway](#)

Pathway: Cloth, thread, paint



[This is featured in the 'Cloth, Thread, Paint' pathway](#)

Session Recording: Finding Marks Made by Artists

Developing Mark Making Skills - Drawing Exercise


Sharing Visual Arts Inspiration

HOME TODAY VISUAL ARTS RESOURCES AREAS OF EXPERTISE I AM... JOIN ACCESSART

Finding Marks Through Drawings Made by Artists

By [Paula Briggs](#)

This resource shares a way to introduce learners to the diversity of mark making at their disposal when making drawings. By deconstructing drawings made by artists, we can begin to build our own vocabulary of marks, and start to make our own creative decisions about when to use a certain mark in a particular context, and understand how the marks we choose will affect the final drawings.



#Inspire

Inspired by our resources? make using @inspirevally @facebook and @twitter @black Instagram & quite the art! Thank you!

FIND RESOURCES ABOUT...

MEMBERSHIP

Register for

Join Access

The Story of Cupid and Psyche by Jacopo del Sellaio (1442 – 1493)

In this post, Kate Noble, Education Officer at the Fitzwilliam Museum, Cambridge shares the story of Cupid and Psyche as depicted in the 15th Century painting by Jacopo Del Sellaio. This is one of a series of posts from Inspire: A Celebration of Children's Art at the Fitzwilliam Museum, Cambridge.

Inspire: Teachers

This post is based on CPD (Continued Professional Development) sessions in February and March 2019, hosted and delivered by the Fitzwilliam Museum, Cambridge in collaboration with AccessArt, for Cambridgeshire teachers participating in Inspire 2020 Project.

Drawing with Scissors: Screen Printing Workshop in 3 Stages, Inspired by Matisse