

Speech Bubble Challenge

In this challenge, learners will share their thoughts and opinions by creating simple cardboard sculptures. Using just a few basic materials, they'll explore how they communicate, both verbally and visually, through shapes and lettering, and work to build sculptures that can represent their ideas and support their conversations.

This video is appropriate for viewers aged 12 and upwards.

[Log in](#) as a member to watch the full video below.

	Please log in here to access full content.	
Username	<input type="text"/>	
Password	<input type="password"/>	
	<input type="button" value="Login"/>	<input checked="" type="checkbox"/> Remember me
	Forgot Password	

To access all content, I would like to join as...

An Individual



Creative practitioners, educators, teachers, parents, learners...

From £3.50

An Organisation...



Schools, Colleges, Arts Organisations: Single and Multi-Users
From £42

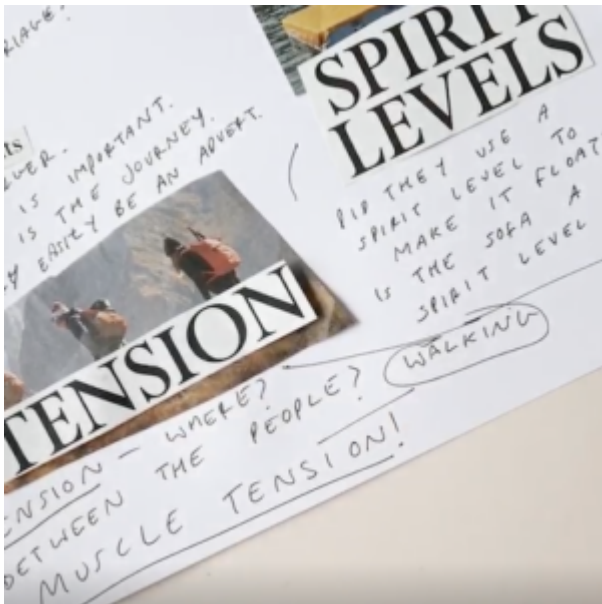
AccessArt is a UK Charity and we believe everyone has the right to be creative. AccessArt provides inspiration to help us all reach our creative potential.

You May Also Like...

Collaged Costume for Cardboard Figures



Word and image: creating new narratives



Talking heads



Adapting AccessArt: Plinth People

This Project Uses The Following Resources...

Plinth people: Sculptural Self Portraits



Quick Clay Figurative Sketches



Talking With Your Hands

Sensory Sculpture inspired by Barbara Hepworth


Engaging Audiences Through Transportation

“Acts of Kindness” Workshop

Adapting AccessArt: From 2D to 3D

You May Also Like

Manipulating Paper: Turning 2D into 3D



Making Prompt cards




playful making pathway



ASTRONAUT PAPER BODY CASTS



Turkish map fold



Adapting AccessArt: Playful Making Inspired by Nnena Kalu



Ice Worlds

You May Also Like...

Pathway: Using Art To Explore Global Issues



[This resource is featured in the 'Using Art To Explore Global Issues' pathway](#)


Drawing Source material: ice



Talking Points: Drawn To Antarctica



Mini world Lightboxes



Adapting AccessArt: Stone Age

Clay Play

See This Resource Used In
Schools...





You May Also Like

fruit pinch pot



clay pens



how to clay play



**Our Creative Community:
Inspired by Samantha Bryan**

Part One

**Our Creative Community:
Inspired by Samantha Bryan
Part Two**

**Our Creative Community:
Yorkshire Sculpture Park
Visit**


Mobile Construction Methods

You May Also Like...

**Pathway: Explore Sculpture Through Making
a Mobile**



Heavy/Light Mobile – Drawing and Making



Coat-hanger Shells



Adapting AccessArt: Playful Making Inspired by Nnena Kalu

You May Also Like

Roots to shoots



Prompt cards for making



coat-hanger shells



Adapting AccessArt: Making Birds Pathway for Pupils With Special Educational Needs

You May Also Like...

Pathway: Making Birds



Flying Minpin Birds



Visual Arts Planning: Birds



An Introduction to Sculpture

You Might Also Like...

Talking Points: Wassily Kandinsky



Inspired by Miro – Collage, Automatic Drawing, & Sculpture



Design Through Making



Wet Strength Tissue Paper Cups

You Might Also Like...


Sculptural Modroc Pots



Art Club Cafe



Manipulating Paper: 2D into 3D



Painted and Sculptural Plant Pots

You Might Also Like...

Drawing and Making Flowers



Painting on Plaster Inspired by Vincent Van Gogh




Cut Paper Collage Still Life



Hew Locke Inspired Boats

**See This Resource Used In
Schools...**





You Might Also Like...

Making a Treehouse



Dropped Cone Sculptures




What is Sculpture?




Recycled Baubles by Scarlett Rebecca

You May Also Like

making a puzzle purse



Turkish map fold



adapting accessart: 2d to 3d

