

Recycled Baubles by Scarlett Rebecca

[By Scarlett Rebecca](#)

In this post, printmaker Scarlett Rebecca shares with us how she recycles old prints into baubles to decorate the house or give as a gift. This activity is suited to secondary school students and adults.

[Join AccessArt](#) to watch the full video below.

	Please log in here to access full content.
Username	<input type="text"/>
Password	<input type="password"/>
	<input type="button" value="Login"/> <input checked="" type="checkbox"/> Remember me
	Forgot Password

To access all content, I would like to join as...

An Individual



Creative practitioners, educators, teachers, parents, learners...

[From £3.50](#)


An Organisation...




Schools, Colleges, Arts Organisations: Single and Multi-Users
From £42

AccessArt is a UK Charity and we believe everyone has the right to be creative. AccessArt provides inspiration to help us all reach our creative potential.

You May Also Like
making a puzzle purse



Turkish map fold



adapting accessart: 2d to 3d



Recycled Baskets by Scarlett Rebecca

You May Also Like


paper bowls



explore paper weaving



recycled baubles



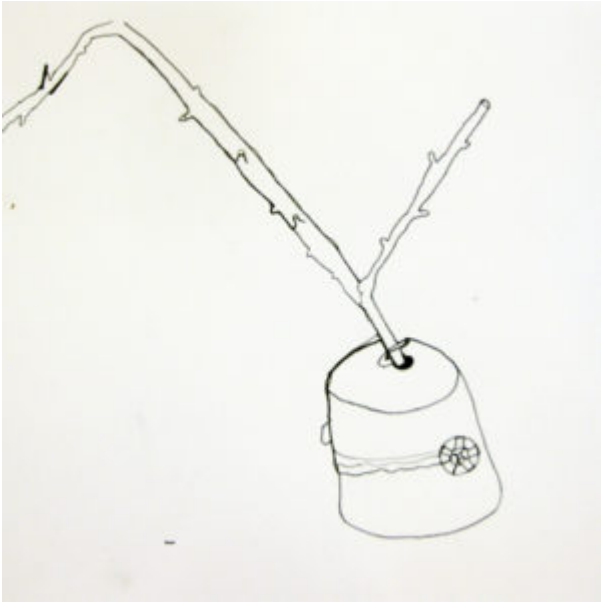
Insect Hotels

You May Also Like

patterns with nature



Continuous Line Drawings of sticks



Making a Mask from Sticks and Tissue Paper



Top Tips for Cardboard Creations

DALER 
ROWNEY



See This Resource Used In Schools...



You May Also Like

Creating a book world



World in a matchbox



Insect hotels



Pedagogy in 250 words: Making is hard



Prop Making for Toys



Sculptural Environments Inspired by Hockney

**See This Resource Used In
Schools...**





Design Through Making

Making a Treehouse

You May Also Like...

Pathway: **Stick Transformation project**



[This is featured in the 'Stick Transformation Project' pathway](#)


Talking Points: treehouses



Making Sculptural Birds

**See This Resource Used
In Schools...**













You May Also Like...

Pathway: Making Birds



[Featured in the 'Making Birds' pathway](#)

Talking Points: Inspired by Birds



What Is Sculpture?

You May Also Like...

Pathway: Playful Making



[Featured in the 'Playful Making' pathway](#)

Pathway: Making Birds



[This is featured in the 'Making Birds' pathway](#)

Talking Points: Introduction to Sculpture



**Workshop Season in
Review**

**How Do We Look At
Contemporary
Sculpture: Meg
Klosterman**

**How Do We Look At
Contemporary
Sculpture: Mel Woo**

**How Do We Look At
Contemporary
Sculpture:
Victoria Rotaru**

Making is Hard

AccessArt's Prompt Cards for Making

You Might Also
Like...

Pathway: Music and art



This is featured in the
'Music and Art' pathway

Pathway: Playful Making



This resource is features
in the 'Playful Making'
pathway


Manipulating Paper



Cardboard Sculptures



The Chair and Me



Make First

Outdoor Art In Urban Gardens

What We Like About This Resource...

“With many art lessons happening inside classrooms and often seated behind desks – it’s great to see an idea in practice that involves working outside and

working collaboratively. This activity could be adapted to work within a school playground, perhaps with different year groups working together to form a shared artwork. The project could then be extended into further exploration of weaving, using yarn and inventive ways of creating fabrics” – Tobi, AccessArt.

You Might Also Like...

Which Artists: Andrew Amondson



Roots and Shoots: A Sculptural Challenge



Connecting with Nature

Through Art



**Transformation of
Materials Inspired
by El Anatsui**

See This Resource Used in a Pathway...



**Transforming Materials
into Sculpture**

This pathway shares how teachers

might take inspiration from El Anatsui and encourage pupils to think how they might disassemble objects around them to transform them into sculptural pieces.
[Read More.](#)

The Transformation Project

You May Also Like...



Transforming Cardboard with Andrea Butler

Artist Andrea Butler shows how to explore simple design and construction using cardboard and jewellery. [Read More](#)

Which Artists: Liz West

What We Like About

This Resource...

“It’s really interesting to hear how the interest Liz has in the quality of light comes from a personal place and is something she has responded to since childhood. Seeing how her work has developed over the years is therefore a really positive reinforcement that individual creative journeys, where nurtured, are so central to a rich arts education. We also love hearing Liz is always on the ‘quest for knowledge’ – meaning she is open to her ideas constantly evolving and the process of gathering new

*information and inspiration
never stops!"* – Rachel,
AccessArt

You May Also Like...

Pathway: Brave Colour



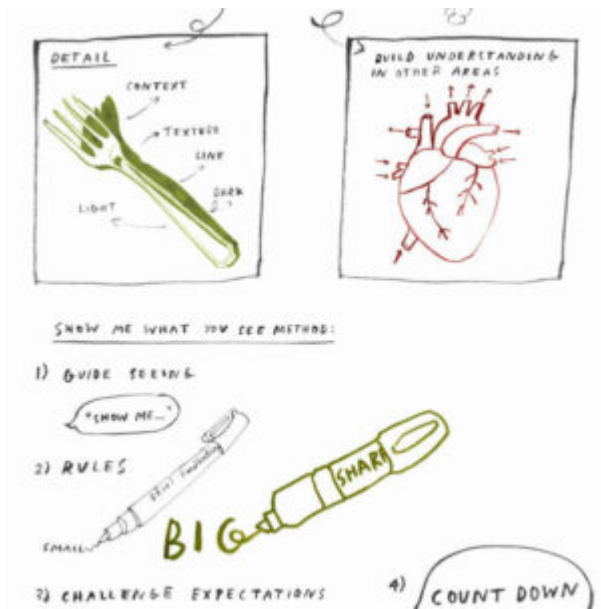
**This is featured in the
'Brave colour' pathway**

using sketchbooks to make visual notes



Find out how pupils can respond to artists work in sketchbooks

Show me what you see



Enable close looking and drawing with this exercise

Lightbulb Art



Mini World Light Boxes



Visual Arts Planning: Light and Dark

