

# **Making a RollerCoaster by Julia Rigby**

KS1 children use their imaginations and sense of fun to collaborate to create a model roller coaster with moving parts.

---

## **Priscilla the Puffin: Make a Simple Bird Mobile**

Nicola McGovern was one of the artists who generously donated an artwork to the AccessArt Share-a-Bird Project. She sent a mobile of a puffin and included a template so that the children who received her bird could have fun making a whole flock of puffins.

---

## **Making and Drawing Birds**

**creating decorative designs from birds:  
markmaking, texture and pattern**




## **In the Company of Birds**



**nest**



## **Rowan: Making a Clay Bird from a Mould**



**dragons and birds in eggs: hidden and revealed**



**making birds! sculptural ideas for primary schools**



**Sculptural Birds in Flight by Teenage Makers**





**rook: transforming materials**



**Printing at Battyford Primary, Inspired  
by Hester Cox**



**‘Flock’ at Prospect House School,  
Inspired by Veronica Lindsay-Addy**



**book transformation: flock of birds**



**drawing birds with mixed media: creating effects with oil pastels, crayons and ink washes**



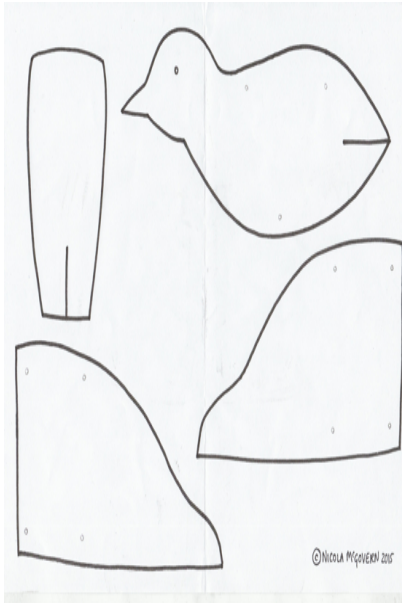
**‘Dawn Chorus’ by Marcus Coates**



## **Colourful Sculptural Birds by Pupils at Donhead Preparatory School**



## **Priscilla the Puffin: Make a Simple Bird Mobile**

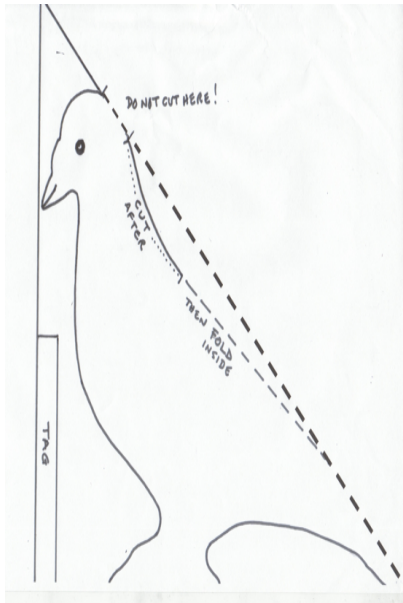


## **How to Make a Simple Origami Bird by Melanie Johns**



## **Paper Pidgeon Project**





## **‘Birds in the Trees’ by Pupils at Battyeford Primary School**



## **Brave Young Makers: Year Three Pupils at Ridgfield Primary Transform materials into Birds and Insects**



**making modroc sculpture**



**cantus articus (Concerto for birds and orchestra) Op.61: Images Inspired by Music**



## Perseverance, Determination and Inventiveness: Building Nests



---

## Colourful Sculptural Birds by

# **Pupils at Donhead Preparatory School**

See fabulous selection of birds by pupils from Donhead Preparatory School sent to AccessArt by Phillippa Dudgeon, Head of Art & DT.

---

## **Transformation Project: Cardboard and...**

Artist Andrea Butler shows how to explore simple design and construction using cardboard and jewellery.

---

## **Making Sea Sculptures at Culford School, Suffolk**

Artists Andrea Butler and Sheila Ceccarelli inspire year three pupils to invent their own sculptural sea creatures using simple wrapping and binding techniques with scrap store materials.

---

# Making a Scarecrow Out of Moss

---

## Inspired by Joseph Cornell: Making a Decorative Aviary Box

See This Resource Used In  
Schools...









---

# A Model Studio by Susie Olczak

A Model Studio by Susie Olczak: Teenagers explore skills that would be useful in a real life creative working environment

---

# **Rook – Transforming Materials**

Here, artist Paula Briggs shares how she made a Rook for the AccessArt Share-a-Bird-Project

---

## **3D Drawing in a Frame**

---

## **Manipulating Paper: Turning 2D into 3D**

Andrea Butler and Paula Briggs show how to manipulate flat pieces of paper into three dimensional shapes.

---

## **Book Transformation: Flock of Birds**

# See This Resource Used In Schools...







## You May Also Like...

**Pathway: Making Birds**



[This resource is featured in the 'Making Birds' pathway](#)

**Visual Arts Planning Birds: Making &**



## Drawing



---

## Plinth People: Sculptural Self Portraits

Join Paula Briggs and the AccessArt Art Club for ages 8, 9 and 10 to see how to make autobiographical sculptures.

---

## Miniature Matchbox Museums by Anna Lynch

See how artist Anna Lynch gets children thinking about the purpose of museums and letting their imaginations run wild with a brief to design their own museum, complete with a collection.

---

# **Animal Sculpture and Collage with Students at Philip Southcote School, Surrey**

Exploring 'identity' by interpreting the characteristics, habitats and personalities of animals through making sculpture and collage with scrap store materials.

---

## **Teenagers Make Small Sculptures: Exploring Felt- Making and Transforming Materials**

---

## **Paper Sculptures: Dipping Objects in Paper Pulp**

---

# **Inspired by Google Earth: Making**

Making models inspired by images from Google Earth.

---

**Recording & Communicating  
through Narrative with Degree  
Level Contemporary Craft  
Students by Vanessa Marr**