

Ice Worlds

By [Frances Hatch](#)

In this post, artist Frances Hatch shares an exciting 2 session project that invites pupils to create an imaginative interpretation of what an ice world above and below the waterline might be like. Pupils will explore colour theory, form and texture in a playful way, going on to work in small groups to create their 3d interpretations of an ice world.



	Please log in here to access full content.	
Username	<input type="text"/>	
Password	<input type="password"/>	
	<input type="button" value="Login"/>	<input checked="" type="checkbox"/> Remember me
	Forgot Password	

To access all content, I would like to join as...

An Individual



Creative practitioners, educators, teachers, parents, learners...

From £3.50

An Organisation...



Schools, Colleges, Arts Organisations: Single and Multi-Users
From £42

AccessArt is a UK Charity and we believe everyone has the right to be creative. AccessArt provides inspiration to help us all reach our creative potential.

You May Also Like...

Pathway: Using Art To Explore Global Issues



[This resource is features in the 'Using Art To Explore Global Issues' pathway](#)


Drawing Source material: ice



Talking Points: Drawn To Antarctica



Mini world Lightboxes



Top Tips for Cardboard Creations

DALER 
ROWNEY



**See This Resource Used In
Schools...**



You May Also Like

Creating a book world



World in a matchbox



Insect hotels



Pedagogy in 250 words: Making is hard



Prop Making for Toys



Prop Making for Toys

DALER 
ROWNEY



You May Also Like...

Creating a book world



Pedagogy in 250 words: Making is hard



World in a matchbox



Top tips for cardboard creations



Charcoal Cave

**See This Resource Used In
Schools...**







You May Also Like...

Pathway: Gestural Drawing with charcoal



[This is featured in the 'Gestural Drawing with Charcoal' pathway](#)

Talking points: Edgar degas



Talking Points: What is Chiaroscuro?



Pathway: Cave Art



Session Recording: exploring Charcoal



Gabby Savage-Dickson: Felting & Embroidering Sets

What We Like About This Resource...

“It’s really interesting to see how Gabby works across the different disciplines of textiles and illustration in her work, and you can see how the principles of each are present in these beautifully made felt sets. We enjoyed learning how she went between planning and making – showing that the process of creating isn’t completely linear, and that the journey of idea creation can happen through sketching ideas, but also through making itself” – *Andrea, AccessArt*

You Might Also Like...

Pathway: Set Design



[This is featured in the 'Set Design'](#)

pathway

talking points: negative space by tiny inventions



Explore the work of animation directors Max Porter and Ru Kuwahata.


Making Mini Food



Stitched Homes



Mini World Light Boxes



Shadow Puppet Making and

Performance

How Middle Eastern architecture was the inspiration behind a shadow puppet show for a year 4 class. A great opportunity for children to learn the technical aspects of making puppets, but also using narrative and story to create a performance.

Mini World Light Boxes

Teacher Anna Campbell shares this beautiful resource which shares how children aged between 4 and 7 years old, made 'Light' boxes. This project could easily be adapted for an older class and is brilliant for SEN children/adults.

Making a Pocket Gallery

This post shares an idea devised by Anne-Louise Quinton in which she enables children and teenagers to revisit the "ordinary" and resee it's potential. The activity is a great way not only to inspire children as artists and curators, but also to introduce them to a whole range of concepts and vocabulary. It would be a great activity to use in a museum and gallery education context, as well as the classroom.

Conquering SATs Stress with Seats

After two terms of sitting on the same blue chairs being taught (and taught very well!) the same curriculum, artist, Paula Briggs wanted to remind these year six children, that they were all individuals with different areas of skills and unique personalities and that they were all valued as such.

A Model Studio by Susie Olczak

A Model Studio by Susie Olczak: Teenagers explore skills that would be useful in a real life creative working environment

Set Design with Primary Aged Children

Beautifully illustrated resources shares how year 3, 4, 5 and 6 children at Bourn Primary Academy explored set design through drawing and making.

Drawing by Torchlight

How drawing with charcoal can torchlight can produce dramatic, atmospheric illustrations! [Full AccessArt Members Only](#)

Introducing Set Designing – Exercises to Respond to Text – Model Making

You May Also Like....


Visual Arts Planning Collections:
Cardboard and paper



Set Design with Primary Aged Children



set design resources



Glow in the Dark

Architectural Models – Where Art, Science and D&T Meet

Using glow in the dark smart materials to create architectural models with two states! [Full AccessArt Members Only](#)

Set Designing – Exercises to Respond to Text – Experimental Drawing

Artist, Rachel Thompson, shows teenagers how to express the meaning of words with drawing not text. [Full AccessArt Members Only](#)