

Autumn Floor Textiles

By [Tobi Meuwissen](#)

In this seasonal textile activity aimed at EYFS and SEND learners, students will create an autumn floor on fabric. They will get the opportunity to use a variety of different materials on calico as well as use new techniques such as wax resist. This activity encourages the development of skills such as colour mixing, dexterity, fine motor skills and an exploration of shape.

[Join AccessArt](#) to watch the full video.

	Please log in here to access full content.
Username	<input type="text"/>
Password	<input type="password"/>
	<input type="button" value="Login"/> <input checked="" type="checkbox"/> Remember me
	Forgot Password

To access all content, I would like to join as...

An Individual



Creative practitioners, educators, teachers, parents, learners...

[From £3.50](#)

An Organisation...



Schools, Colleges, Arts Organisations: Single and Multi-Users
From £42

AccessArt is a UK Charity and we believe everyone has the right to be creative. AccessArt provides inspiration to help us all reach our creative potential.



DALER  **ROWNEY**

The logo for Daler Rowney consists of the word "DALER" in a bold, black, serif font, followed by a green diamond-shaped logo with a white border, and the word "ROWNEY" in a bold, black, serif font below it.

Collaging with Wax Crayon

Rubbings

DALER 
ROWNEY



See This Resource Used In

Schools



You May Also Like...

Transforming Objects



Autumn Floor Textiles



Imaginary landscapes



**Exploring A Midsummer Night's
Dream: Creating a Forest
Collage Part Two**

**Exploring A Midsummer Night's
Dream: Creating a Forest
Collage Part One**

Exploring Macbeth Through Art: Witch's Capes

Sculptural Environments Inspired by Hockney

See This Resource Used In Schools...








**Making 2d & 3d Fashion
Designs with Painted and
Decorated Paper**

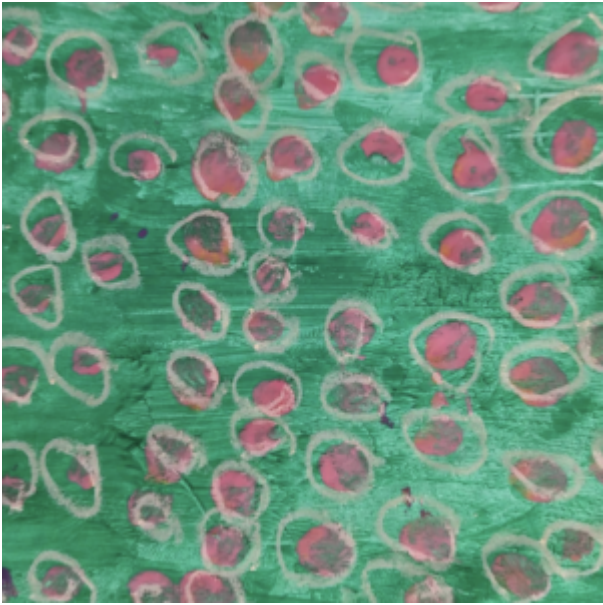
**See This Resource Used
In Schools...**


















You May Also Like...

Pathway: Fashion Design



[This is featured in the 'Fashion Design' pathway](#)

Talking Points: Hormazd Narielwalla



Talking Points: Tatyana Antoun



Talking Points: Alice Fox



Talking Points: Pyer Moss



Talking Points: Rahul Mishra



Making Painted & Sewn Landscapes

**See This Resource Used
In Schools...**





















You May Also Like...

Pathway: Cloth, thread, paint



[This is featured in the 'Cloth, Thread, Paint' pathway](#)


Talking Points: Frank Bowling



Talking Points: Hannah Rae



Talking Points: Alice Kettle



Experimental Making Tools

Mark

See This Resource Used
In Schools...



You May Also Like...


Pathway: Expressive Painting



[This is featured in the 'Expressive Painting' pathway](#)


Mixed Media Landscape Challenges

See This Resource Used In Schools...











You May Also Like...

Pathway: Mixed Media Land and city scapes



[This is featured in the 'Mixed Media Land and City Scapes' pathway](#)

Talking Points: Vanessa Gardiner



Talking Points: The Shoreditch Sketcher




Talking Points: Kittie Jones



Nests: With Dry and Wet Media

**See This Resource Used
In Schools...**









You May Also Like...

Pathway: Sculpture, Structure, Inventiveness & determination



[This is featured in the 'Sculpture, Structure, Inventiveness & Determination' pathway](#)

Talking Points: What can we learn from birds



Drawing source material: nests



Nests : Observational

Ink Drawing

See This Resource Used
In Schools...



You May Also Like...

Pathway: Sculpture, Structure, Inventiveness & determination



[This is featured in the 'Sculpture, Structure, Inventiveness & Determination' pathway](#)

Talking Points: What can we learn from birds



Drawing source material: nests



Nests: Materials, Tools

Testing and Sketchbooks

See This Resource Used
In Schools...



You May Also Like...

Pathway: Sculpture, Structure, Inventiveness & determination



[This is featured in the 'Sculpture, Structure, Inventiveness & Determination' pathway](#)

Talking Points: What can we learn from birds



Drawing source material: nests



Expressive Painting &


Colour Mixing

What We Like About This Post: “I love that this activity introduces students to colour mixing in a fun and interactive way, steering away from the more formal colour wheel and promoting a more intuitive way of colour mixing. The use of sketchbooks also gives students the opportunity to curate their work, nurturing the individuals creative decision making.” – Tobi, AccessArt

Making Sculptural Birds


See This Resource Used
In Schools...













You May Also Like...

Pathway: Making Birds



[Featured in the 'Making Birds' pathway](#)


Talking Points: Inspired by Birds



Charcoal Cave

**See This Resource
Used In Schools...**









You May Also Like...

**Pathway: Gestural Drawing
with charcoal**



This is featured in the
'Gestural Drawing with
Charcoal' pathway

**Talking points: Edgar
degas**



**Talking Points: What is
Chiaroscuro?**



Talking Points: Cave Art



Session **Recording:**
exploring **Charcoal**



**Light-field
Monotype with
Acrylic Paint**

Still Life Compositions: Inspired by Cezanne

What We Like About This Resource...

“This activity walks through a number of different processes and taps into multiple skills. This provides a rich exploratory project for children to fully immerse themselves in. Cezanne was the focus artist for

this project, but other contemporary still life painters could be used as starter inspiration. We actually advocate showing the work of more than one artist as this builds knowledge of how approaches to painting, drawing etc differ. This also helps children move towards a personal response rather than creating a 'copy' of one particular artist's work" – Rachel, AccessArt

You Might Also Like...

Pathway: Exploring Still Life



This is featured in the
'Explore Still Life'
pathway

**Talking Points: Paul
Cezanne**



talking **points:**
Contemporary still life



talking **points:** **Flemish**

and Dutch Still Life Painters



An Exploration of Pandora's Box

You Might Also Like...



[Ancient Greek Lyres](#)



Decorative Coil Clay Pots




Visual Arts Planning: Clay

Creativity Medals

See the Resource Used in Schools...





What We Like About This Resource...

“The sentiment behind this

resource idea is lovely and it provides an opportunity to really develop some fine motor skills as well as independence of approach. Taking ownership of the medal design means the sense of achievement is heightened beyond the children just being given one. You can really imagine the positive energy that would surround this activity within a classroom, with each child working on a shared project but embarking on their own creative journey.” – *Rachel, AccessArt*

You May Also

Like...

Pathway: Playful Making



Featured in the 'Playful Making' pathway

Talking Points:
Introduction to sculpture

Sculpture.mp4



Clay Art Medals



Talking Points: Nnena Kalu



Talking Points: Linda BELL

