

# Illustrating Jabberwocky'

'The

In this resource, AccessArt contributor Eleanor Somerset, illustrates how she worked with a group of 7-10 year old pupils and another of 10-15 year old budding artists, at the Little Art Studio in Sheffield, on a series of workshops to illustrate Lewis Carroll's The Jabberwocky.

---

# Painting the Storm, at Bourn Primary Academy

# Chimera Drawings into Beautiful Terracotta Tiles

Artist Eleanor Somerset introduces 'Sgraffito': drawing into leather hard red clay tiles to create designs using mark-making.

---

# Introducing Sgraffito using a Coloured Clay Slip on a Terracotta Tile

Further explore how to make beautiful sgraffito, or 'scratched drawings' with artist Eleanor Somerset.

---

# Wax Resist with Coloured Inks and Sgraffito on Foamboard

---

# Flat Yet Sculptural? Drawing, Collage, Construction

Following on from using the grid method to scale up simple drawings, children worked on collage and construction to transform their drawings into sculptures.

---

**'Pouncing' : A Simple**

# **Technique to Transfer Patterns onto Plaster Tablets**

---

**Jo Allen and Rachael Causer:  
Relief Printmaking at  
Ridgefield Primary School**

---

**Making Sensory Drawings by  
Gillian Adair McFarland**

**You May Also Like...**

**Pathway: Exploring pattern**



[This is featured in the 'Exploring Pattern' pathway](#)

**Talking points: Shaheen Ahmed**



**talking points: Louise Despont**



---

**Working WITH and IN the  
Landscape by Frances Hatch**

**See This Resource Used In  
Schools...**





## You May Also Like...

**Pathway: using natural materials to make images**



**[This is featured in the 'Using Natural Materials to Make Images' pathway](#)**

## Talking Points: Frances Hatch




## Talking Points: Anna Atkins



## Talking Points: What is a cyanotype



**Talking Points: Artists as explorers and collectors**



---

**From Drawing to Collage to**

# Casting – Mural Design with Primary Schools

See This Resource Used In Schools...





---

# Emma Copley – Painting a Still Life and Seeing Colour

---


## Cut Paper Collage Still Life


See This Resource Used In Schools...













**You May Also Like...**

**Pathway: Exploring Still Life**



[This is featured in the 'Explore Still Life' pathway](#)

**Talking Points: Paul Cezanne**



**talking points: Contemporary still life**



**talking points: Flemish and Dutch Still Life Painters**



---

**Nest**

# See This Resource Used in Schools...







## You May Also Like...

Pathway: Sculpture, Structure, Inventiveness & determination



[This is featured in the 'Sculpture, Structure, Inventiveness & Determination' pathway](#)

# Talking Points: What can we learn from birds



## Drawing source material: nests





# Painting the Savannah by Chloe Williams

---

## 3-D Visual Maps for Children

See This Resource Used In  
Schools...









## You May Also Like...

Pathway: Typography and Maps



[This is featured in the 'Typography and Maps' pathway](#)

**Talking Points: What is Typography?**



**Talking Points: Louise Fili**




**Talking Points: Chris Kenny**



**Talking Points: Grayson Perrys 'Map of Days'**



## Talking Points: Hogwarts' Maps



## Talking Points: Paula Sher



---

**Relief Printing and Plaster  
Casting with Ursula Kelly**

---

**Hedgerow Art by Sara Dudman**

**See This Resource Used In  
Schools...**







---

# Drawing on Pebbles to Make Treasured Fossils

Using a variety of drawing media on a variety of found surfaces to create a collection of fossils. [Full AccessArt Members Only](#)

---

# Using Pastels to Capture Texture

Using soft pastel and graphite in an intuitive way to capture a sense of texture. [Full AccessArt Members Only](#)