

Introduction to Ink

[By Lancelot Richardson](#)

In this resource artist Lancelot Richardson demonstrates the mark-making potential of ink. Find out about the different techniques you can use such as wax resist, layering and creating washes, as well as finding inspiration for a variety of mark-making tools, to make your ink drawings more interesting.

[Join AccessArt](#) to watch the full video.

	Please log in here to access full content.	
Username	<input type="text"/>	
Password	<input type="password"/>	
	<input type="button" value="Login"/>	<input checked="" type="checkbox"/> Remember me
	Forgot Password	

To access all content, I would like to join as...

An Individual



Creative practitioners, educators, teachers, parents, learners...

From £3.50

An Organisation...



Schools, Colleges, Arts Organisations: Single and Multi-Users
From £42

AccessArt is a UK Charity and we believe everyone has the right to be creative. AccessArt provides inspiration to help us all reach our creative potential.

You May Also Like

Graphic inky still life



See Three Shapes



see all ink resources




Printing with String

DALER 
ROWNEY



You May Also Like...

Repeat Pattern Printing Roller



Modroc Plasterboard



Imaginary Landscapes

DALER 
ROWNEY



**See This Resource Used In
Schools...**





You May Also Like

Lets start with collage



Insect hotels



Session Recording: Drawing Figures


Marbled Hole Punch Sketchbook

DALER 
ROWNEY



You May Also Like

folded sketchbook



buying and making sketchbooks



the sketchbook journey



Modelling Monsters

You May Also Like

fruit and veg head



clay pens



articulated beasts



Fruit and Veg Head

DALER 
ROWNEY



You May Also Like

egg box gargoyles



abstract face



Plasticine Models & Decorated Plinths



Recycled Baskets by Scarlett Rebecca

You May Also Like

paper bowls



explore paper weaving



recycled baubles



Introduction to Colour Pencils

Transforming Objects



DALER 
ROWNEY

You May Also Like

Painting with Poster Paint




Collaging with Wax Crayon Rubbings



Prop making for toys



Repeat Pattern Printing Roller



Painting with Poster Paint

"I really like how this resource provides lots of interesting and exciting ways for poster paint to be used. It combines observational drawing and painting with more abstract pattern providing a breadth of exploration. Giving learners the

opportunity to explore the properties of poster paint as well as seeing how it responds to different materials will help to nurture imaginations as well as providing support for the development of basic skillsets.” – Rachel, AccessArt

Drawing with Soft Pencils



DALER ROWNEY

You May Also Like

**Shells: Observational and Imaginative
Drawing**



All graphite resources



introduction to graphite



Explore Wax Crayon

DALER 
ROWNEY



You May Also Like...

Collaging with Wax Crayon Rubbings



Red to Green: Wax Resist and Scraffito



Autumn Floor Textiles



Explorer's Books: Collecting Colour



Let's Start With... Collage

DALER 
ROWNEY



You May Also Like

imaginary landscapes



Concertina Landscapes

See This Resource Used In
Schools...





You May Also Like

Manipulating Forms in Landscape Painting



Imaginary Landscape



Autumn Floor Textiles



DALER 
ROWNEY

**Explorer's Books: Collecting
Colour**

DALER 
ROWNEY



You May Also Like...

T-Shirt Paintings



In this resource aimed at EYFS and SEND groups, learners will have the

opportunity to design and wear their own T-shirt

Autumn Floor Textiles



Use a variety of different materials on calico as well as use new techniques such as wax resist

Marbled Hole Punch sketchbooks



Create simple and inexpensive sketchbook

made up of old paper

Repeat Pattern Printing
Roller

DALER 
ROWNEY



You May Also Like...

Printing with string



[Explore 3 different methods of printing with string](#)

Modroc Plasterboard



[Mold modroc over found materials to create textured plasterboards](#)

Introduction to Chalk Pastels

Collecting Colour in my Moodboard Book

What We Like About This

Resource...

"It's really nice to see that although Rachel Parker works quite digitally, her process from the beginning is very tactile. Rachels books act as a really great source of inspiration, helping to break down the creative blocks that we all get from time to time. Having a sketchbook dedicated to colour means that as well as working with colours that you already love, you can test new colour palettes and see colours from a new perspective. I especially love how Rachel picks up on the different tones in colours by looking at the way light hits it in order build her colour palette around those supporting tones as well as big statement colours." – Tobi, AccessArt

You Might Also Like...

Which Artists: Rachel Parker



[Find out about Rachel's journey to becoming a pattern designer](#)

Make Repeat Patterns



A resource by Rachel Parker to help students build repeat patterns

Exciting Colour



[A collection of resources by Rachel Parker to help you build your own colour moodboard](#)