

Cut Out Typography

By [Tobi Meuwissen](#)

This playful activity will give children the opportunity create their own experimental typography. It can be done with any age group and only requires sugar paper, scissors and something to take photos with. Children will also have the opportunity to take their type into editing software to crop, colour correct and make words.



	Please log in here to access full content.	
Username	<input type="text"/>	
Password	<input type="password"/>	
	<input type="button" value="Login"/>	<input checked="" type="checkbox"/> Remember me

[Forgot Password](#)

To access all content, I would like to join as...

An Individual



Creative practitioners, educators, teachers, parents, learners...

From £3.50


An Organisation...

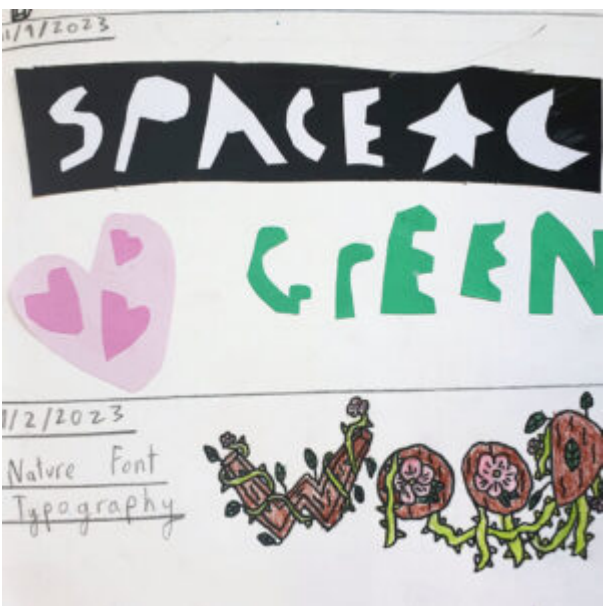



Schools, Colleges, Arts Organisations: Single and Multi-Users
From £42

AccessArt is a UK Charity and we believe everyone has the right to be creative. AccessArt provides inspiration to help us all reach our creative potential.

**See the Resource Used in
Schools...**









You May Also Like...

Pathway: Typography and Maps



[This is featured in the 'Typography and Maps' pathway](#)

Talking Points: What is typography?

