

Making 2d & 3d Fashion Designs with Painted and Decorated Paper

This resource shares how to create patterned papers which can be transformed into 2d and 3d fashion designs. Choose the 2d method if you can't source 3d mannequins, time is short or children are less experienced.



	Please log in here to access full content.	
Username	<input type="text"/>	<input type="text"/>
Password	<input type="text"/>	<input type="text"/>

	<input type="button" value="Login"/> <input checked="" type="checkbox"/> Remember me
	Forgot Password

To access all content, I would like to join as...

An Individual



Creative practitioners, educators, teachers, parents, learners...

From £3.50

An Organisation...



Schools, Colleges, Arts Organisations: Single and Multi-Users
From £42


AccessArt is a UK Charity and we believe everyone has the right to be creative. AccessArt provides inspiration to help us all reach our creative potential.

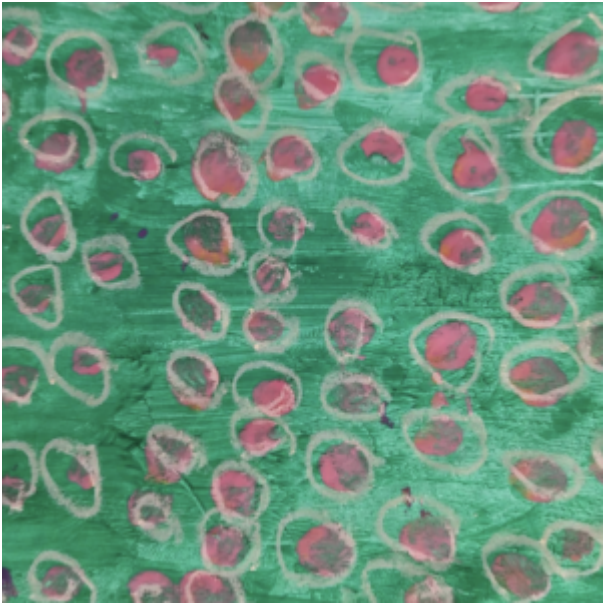
**See This Resource Used In
Schools...**


















You May Also Like...

Pathway: Fashion Design



[This is featured in the 'Fashion Design' pathway](#)


Talking Points: Hormazd Narielwalla



Talking Points: Tatyana Antoun



Talking Points: Alice Fox



Talking Points: Pyer Moss



Talking Points: Rahul Mishra

