

# Drawing Feathers: Perfect for Mark Making

By Paula Briggs

Our Drawing Feathers workshop with children aged 6 to 10 was a great opportunity for the children to put to use all the mark making skills they had been learning over the past few weeks, and I was amazed by the quality of the drawings - some were really sophisticated in their use of materials, line and colour.

The image below of a Peacock Feather drawn by John Ruskin inspired the workshop - I used to visit the Ruskin Gallery in Sheffield. His drawn feather is small but it draws you in.



Peacock Feather by John Ruskin. Collection of the Guild of St George, Museums Sheffield



Oil Pastel and Graphite Feather Drawn by Six Year Old

	<b>Please log in here to access full content.</b>	
<b>Username</b>	<input type="text"/>	
<b>Password</b>	<input type="password"/>	
	<input type="button" value="Login"/>	<input checked="" type="checkbox"/> Remember me
	<a href="#">Forgot Password</a>	

**To access all content, I would like to join as...**

**An Individual**



Creative practitioners, educators, teachers, parents, learners...

From £3.50

**An Organisation...**



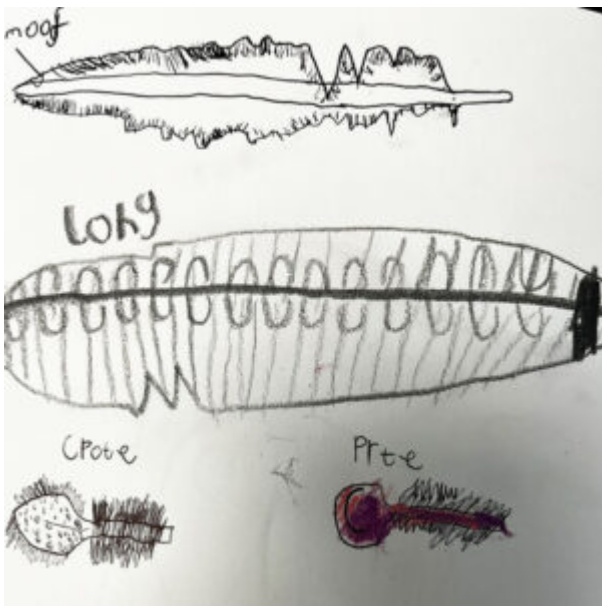
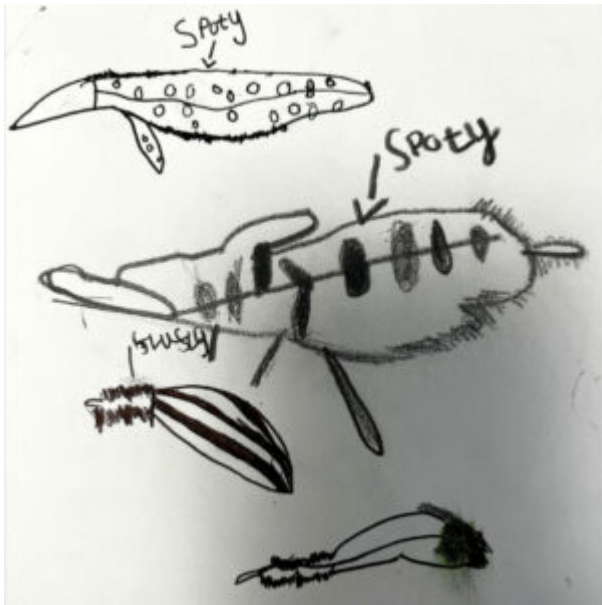



Schools, Colleges, Arts Organisations: Single and Multi-Users  
**From £42**


*AccessArt is a UK Charity and we believe everyone has the right to be creative. AccessArt provides inspiration to help us all reach our creative potential.*

---

# See This Resource Used In Schools...



















# You May Also Like...

## Pathway: Making Birds



[Featured in the 'Making Birds Pathway'](#)

## Talking Points: Inspired by Birds

