

The Drawing Journey for Children Ages 5 to 7 – Drawing Projects

[<<< Back to the AccessArt Drawing Journey for Children Ages 5 to 7<<<](#)

Drawing Projects for Ages 5-7

[Drawing Exercises](#) make great ways to introduce children to new ways of working and new media. Develop these skills further and create engaging opportunities for pupils by introducing projects which focus upon different types of drawing.

There is no particular order to these activities and all the resources below can be adapted to suit your year group.



spiral snails




[Explore colour, form and gestural drawing](#)

Making Fossil drawings



[See how the surface you draw might inspire your drawings](#)

mono printing with carbon copy paper



A simple but engaging way to introduce children to monoprinting

drawing feathers



Explore mark-making and experimentation

Autumn floor drawings



Make drawings inspired by objects on the pavement

Dress up As Fossils



Draw on sheets and turn into fossils

botanical fairies



Combine drawing with collage

Water Soluble Felt-Tips with colour



Explore water-soluble felt-tips through observational drawing

Charcoal Cave



Create a charcoal cave inspired by theatre stages

Movement Maps



Explore how we can portray our daily journeys in drawing

Making a scroll drawing



Work on long paper and make a scroll sketchbook

one paper roll, 2 activities



Make large-scale friendship maps

communal drawing



Create a communal drawing on fabric
drawing stories



Create sets and make narrative drawings
drawing by torchlight



Make atmospheric drawings full of drama

drawing cartoon characters



Draw cartoon characters by exploring facial expression

life drawing for children



Dress up, use props and pose for one another


houses from around the world



Celebrate different styles of architecture from around the world

Monoprint and Painting: The Great Fire of

London



Create mixed media artwork inspired by the Great Fire of London

drawing toys inspired by Gwen John




Make drawings of pupils favourite toys

turning paper into fur



Capture the texture of fur using oil pastel

Mark Making Tools



Find out how you can be creative in building your own mark making tools

Continue your Drawing Journey...



[>> On to Step 5: Inspiration >>](#)

[<< Back to Step 3: Introducing Materials <<](#)