

The Drawing Journey for Children Ages 9 to 11 – Drawing Projects

[<<< Back to the AccessArt Drawing Journey for Children Ages 9 to 11<<<](#)


Drawing Projects for Ages 9-11

[Drawing Exercises](#) make great ways to introduce children to new ways of working and new media. Develop these skills further and create engaging opportunities for pupils by introducing projects which focus upon different types of drawing.

There is no particular order to these activities and all the resources below can be adapted to suit your year group.



Adapting AccessArt: Monoprint and Painting: The Great Fire of London



Create mixed media artwork inspired by the Great Fire of London


What i ate in a day



Pupils record what they eat in a day

responding to different drawing prompts in handmade sketchbooks

colour and composition



Yu-Ching Chiu shares her adaptation of an
AccessArt resource to highlight that
colour and shape can be used to build
interesting compositions

**Adapting AccessArt: Sequence and Story
building**



Create a story, told in a 3-part series of illustrations

Landscapes inspired by John Piper



Use these experimental collage techniques to explore Piper's coastal works

Making Fossil drawings



Explore how the surface you draw might inspire your drawings

Making a scroll drawing



Change the ratio of the drawing paper and make a different kind of sketchbook

drawing feathers



Feathers are the perfect medium to explore mark making and experimentation

drawing toys inspired by Gwen John



Make drawings of pupils favourite toys

drawing by torchlight



Make atmospheric drawings full of drama
drawing cartoon characters



Draw cartoon characters by exploring facial expression

Dress up As Fossils




[Draw on sheets and then use the drawings as costumes](#)

communal drawing



[Explore what it's like to draw on fabric and make a communal drawing](#)

mono printing with carbon copy paper



[A simple but engaging way to introduce children to monoprinting](#)

Making a puzzle purse



[Design & make a puzzle purse and connect it to literature](#)

Portrait Club



Set up a “portrait club” in your class and draw each other

life drawing for children



Dress up, use props and pose for one another

Autumn floor drawings



Make drawings which have no top or bottom, inspired by what you see on the pavement

houses from around the world



Celebrate different styles of architecture from around the world

Nest



Draw & build nests to explore mixed media
creating a poetry comic



Combine poetry and comics

making an artist's sketchbook



Use collage & drawing to make an artist's book

making money



Drawing and make: invent coinage

sushi inspires our art



Create colourful and large scale mixed media drawings

bubble drawings



Combine drawing with literature

creating comics inspired by museum collections



[Irina Shares Her Recent Project With Young Artists](#)

pathway: where the wild things are



[Make work inspired by Where The Wild Things Are](#)

creating & drawing an installation



Create and draw art installation

flat yet sculptural



Transform drawings and collage into sculpture

use pastels to draw fabric



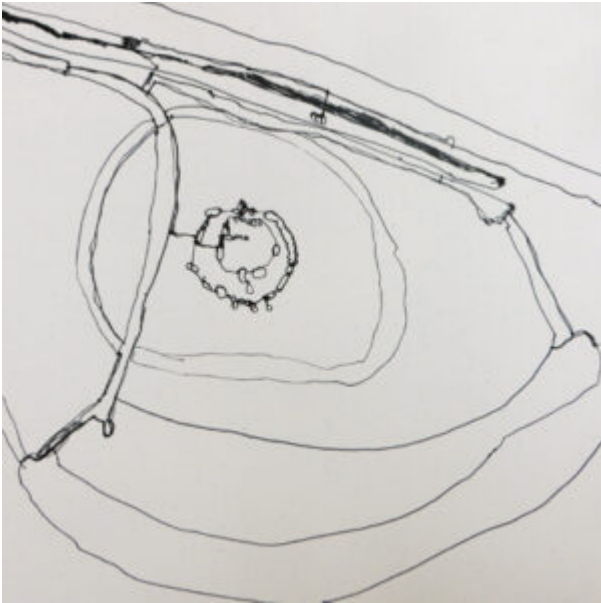
[Explore pastels to capture texture](#)

never ending landscapes



[Take inspiration from Myriorama Cards & draw never-ending landscapes](#)

Inspired By Google Earth



[Explore contour and pattern by drawing from google earth](#)

vegetable drawing game



[Explore a variety of drawing media through this drawing game](#)

illustrating stories



Make a storyboard and create a dummy book

Quentin Blake's illustrations as inspiration



Be inspired by Quentin Blake and draw from life

winter tree challenge



[Combine charcoal drawings and making in this fun challenge](#)

illustrating the jabberwocky



[Illustrate a classic text](#)

making magic spells



Make drawings of objects and transform them into one large, dynamic drawing

drawing water



Take inspiration from Leonardo Da Vinci and draw pouring water

chimera- a drawing workshop



Create your own imaginary animals through drawing

a cheerful orchestra



Combine music and drawing

wax resist & sgraffito



Texture and mark making to depict mythical beasts

inspired by miro- collage, drawing & Sculpture



Explore the surrealists and automatic drawing

pegged out on the washing




[Explore how to depict gravity through drawings](#)

Making drawings move



[Articulate your drawings](#)

typography for children



[Explore typography](#)

animating with charcoal



[Be inspired by William Kentridge and make animated charcoal drawings](#)

designing wallpaper



[Design wallpaper](#)

page to panel



[Explore Manga art](#)

Graphic Inky Still life




Make observational drawings which stand

Henry Moore shelter drawings



Inspired by Henry Morris – make drawings which explore mass and form

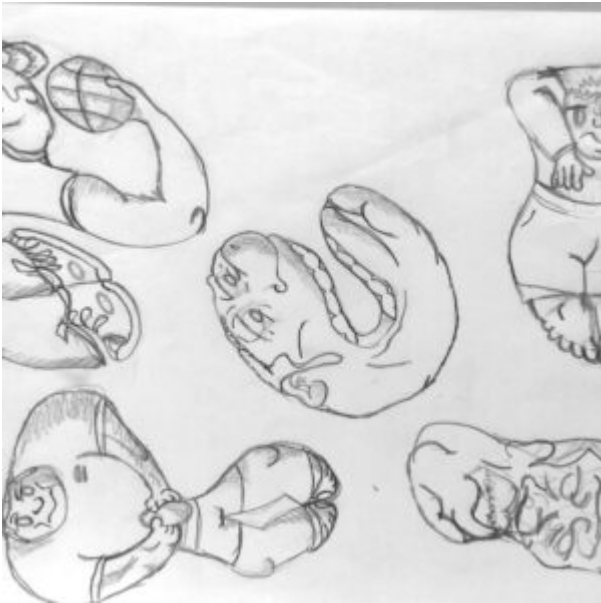
heavy/light mobiles



Make mobiles which explore heavy/light
a wallpaper sketchbook



Make a wall paper sketchbook which can
inspire the drawings you make
animated walk cycle



[Design your own walk cycle so you can animate your drawing](#)

Making Decorated bowls



[Make, draw, collage](#)

drawing and making flowers



Use drawing as a way to collect information before you make

graphite drawings of artist retreats



Explore light and dark

Wave bowls



Draw, design, build

Paint Your Corner Shop



Create a simple class installation of tinned food sculptures

Mark Making Tools



[Find out how you can be creative in building your own mark making tools](#)

Water Soluble Felt-Tips with colour



[Explore water soluble felt-tips through observational drawing](#)

Charcoal Cave



Create a charcoal cave inspired by theatre stages

Cut out typography



Create type from cut out shapes

Working on black paper



Explore a range of painting projects using black paper as a starting point

A Visual Poetry Zine



Create a zines by making mono prints inspired by poetry

Sculptural Environments Inspired by

Hockney



Create a classroom installation inspired by landscape and Hockney

Nests: Materials, Tools testing and Sketchbooks



Explore making marks using a range of

drawing tools and ink

Nests: Observational Ink Drawings



Build upon mark making work using ink to observe and draw a series of natural objects

Nests: Observational Ink Drawings



Experiment the structures of nests with mark making and materials

Mark Making Tools



Find out how you can be creative in building your own mark making tools

Expressive charcoal collage: coal mines



Explore making marks using charcoal to create a composition inspired by coal mines

Adapting AccessArt: Egypt in Ink



Jennifer Connor shares with us how she combined 2d and 3d drawing to explore Ancient Egyptian artefacts.

Mixed Media Landscape Challenge



Explore some mixed media challenges for you to try in sketchbooks or on sheets of paper

Exploring sound and drawing



What is the connection between sound and mark making, and how can we use one to enable an exploration in the other?

accessart explores shakespeare



[Explore Shakespeare plays through drawing](#)

**Continue your Drawing
Journey...**



[>> On to Step 5: Inspiration >>](#)

[<< Back to Step 3: Introducing Materials <<](#)