

Exemplar Primary Art Curriculum – Year Six

• Autumn 1



Exploring Sketchbook Design

The [Exploring Set Design](#) resource offers an exciting range of activities including

drawing and making, and asks children to consider what makes a “dramatic” image and how they can create a stage set with drama. The project also helps children explore the links between literature, language and the visual arts.

[See the Resource](#)

Not quite right for your school? See more [Drawing resources here](#).

• Autumn 2



Shadow Puppets and Whiteboards

The [Shadow Puppets and Whiteboards](#) resource builds upon the notion of storytelling and narrative from Autumn 1, and introduces character. Design and create shadow puppets and use the classroom whiteboard as a stage.

See the Resource

Not quite right for your school? See more [Puppet resources here](#).

- Spring 1



Graphic Inky Still life

The [Graphic Inky Still Life](#) resource develops observational drawing skills and introduces new media (ink and foamboard). The drawings develop into 3d sculptures to build a group still life.

[See the Resource](#)

Follow with:

Still Life Drawing in a Cubist Style Using Carbon Paper

The [Still Life Drawing in a Cubist Style Using Carbon Paper](#) resource develops ideas about still life and introduces a print making elements as a way to enable creative and experimental thinking.

[See the Resource](#)

Not quite right for your school? See more [Still life resources here](#).

• Spring 2

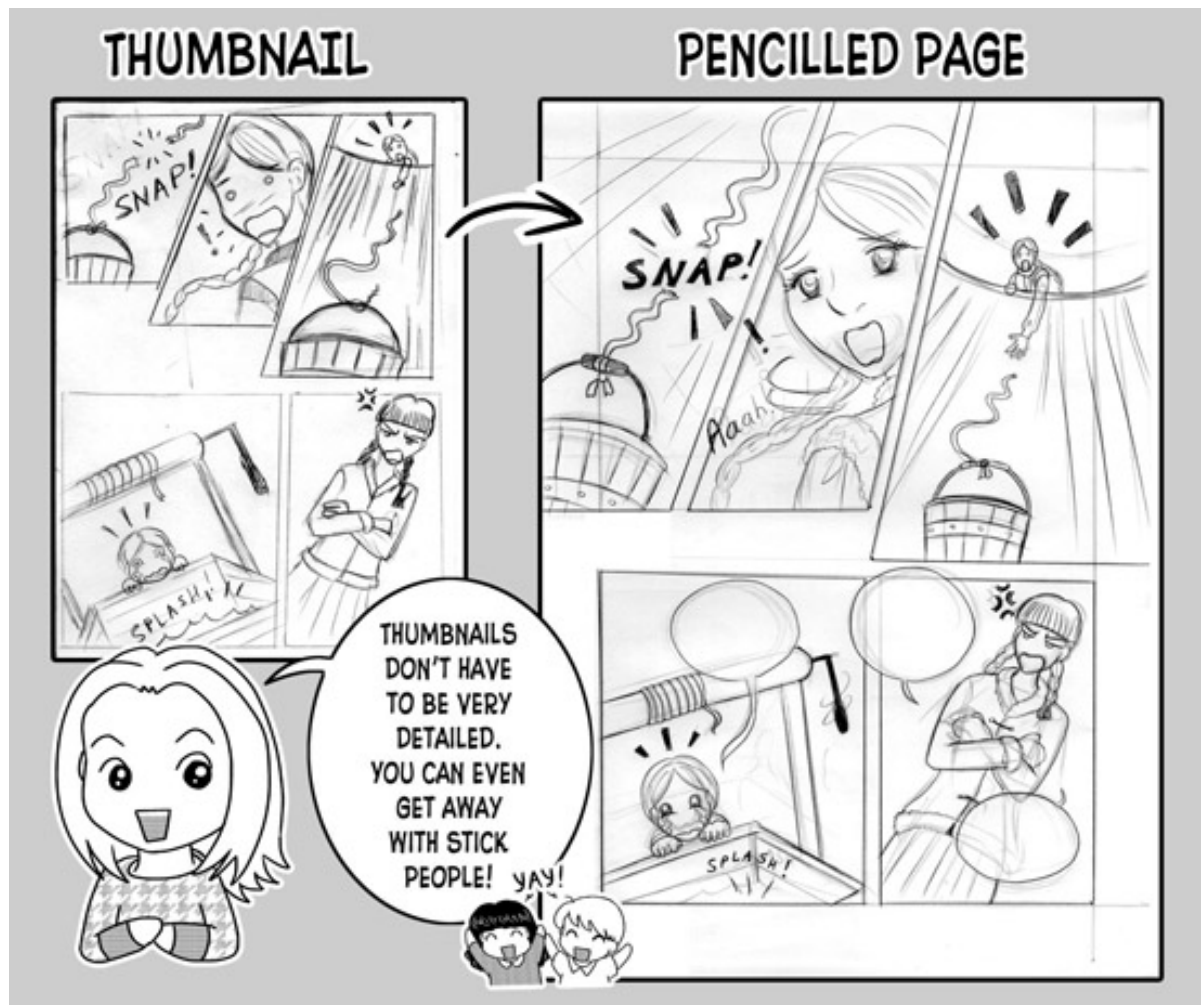


Exploring Portraits

The [Exploring Portraits](#) resource enables an exploration of portraiture from drawing to relief, through an unconventional journey.

[See the Resource](#)

Not quite right for your school? See more [Portrait resources here](#).



Page to Panel – How to Make Manga

The [Page to Panel – How to Make Manga](#) resource takes its inspiration from literature and storytelling and helps pupils develop their ideas about narrative and character into storyboards and Manga style graphic drawings.

[See the Resource](#)

Not quite right for your school? See more [Drawing resources here](#).

• Summer 1



Conquering SATs Stress with Seats

The Summer term is a very busy term for most Year 6 classes. The [Conquering SATs Stress with Seats](#) resource is the perfect way to relax through making and balance intellectual thinking with hands on making.

See the Resource

Not quite right for your school? See more [Sculpture resources here](#).

• Summer 2




Fruit Pinch Pots

The [Fruit Pinch Pots](#) resource describes how to make a pinch pot / cup inspired by fruit forms. Starts by making drawings from fruit and then develops ideas about form and decoration. With or without a kiln.

See the Resource

Not quite right for your school? See more [Sculpture resources here](#).




Wave Bowls

Continue your exploration of vessel making with the [Wave Bowls](#) resource. A craft and design based project which starts small and simple and enables pupils to develop exciting organic decorative structures.

See the Resource

Not quite right for your school? See more [Sculpture resources here](#).

- After School Clubs



Tool Box

The [Tool Box](#) series of resources describes a 7 week exploration of the creation of a fairground type game, from initial ideas to development and final outcome. Not only does this project bring together a whole range of collaborative making skills, it also develops communication and marketing skills. The finished games can be used at an end of term fundraiser.

[See the Resource](#)

• AccessArt Membership



Join AccessArt to Access all Resources!

[Join AccessArt](#) to access 800+ resources to help you develop your teaching practise! All resources have been tried and tested and aim to enable all educators to provide high quality and inspirational teaching. AccessArt is trusted by over 4000 schools and arts organisations across the country. Membership starts from just £42 per year.

[Find Out More](#)

[See All Years of the Primary Art Curriculum Plan](#)