

The Full AccessArt Primary Art Curriculum

[<< Back to the Main AccessArt Primary Art Curriculum Page <<](#)

The AccessArt Full Primary Art Curriculum has been devised for schools who teach art each week.

[See other versions of the AccessArt Primary Art Curriculum, and supporting documentation here.](#)

If you have any queries pls email info@accessart.org.uk



SUPPORTING DOCUMENTS
FOR THE FULL CURRICULUM

SUPPORTING VIDEOS
FOR THE FULL CURRICULUM

INTRODUCTION TO THE ACCESSART
PRIMARY ART CURRICULUM

Areas of Focus:

Each pathway is bordered by a colour. These colours correspond to the area of focus of that pathway.

Drawing & Sketchbooks

Print, Colour, Collage

Working in Three Dimensions

Paint, Surface, Texture

Working in Three Dimensions

Collaboration & Community

Year 1

autumn term 1



Spirals

Using drawing, collage and mark-making to explore spirals.
Introducing sketchbooks. [See the Pathway](#)

Autumn term 2



Simple Printmaking

Explore simple ways to make a print. Use line, shape, colour and texture to explore pattern, sequencing and symmetry. [See the Pathway](#)

spring term 1



Playful Making

Exploring materials and intention through a playful approach. [See the Pathway](#)

spring term 2



Exploring Watercolour

Exploring watercolour and discovering we can use accidental marks to help us make art. [See the Pathway](#)

summer term 1



Making Birds

Sculptural project beginning with making drawings from observation, exploring media, and transforming the drawings from 2D to 3D to make a bird. [See the Pathway](#)

summer term 2




Inspired by Flora & Fauna

Explore how artists make art inspired by flora and fauna. Make collages of MiniBeasts and display as a shared artwork. [See the Pathway](#)

Year 2

Autumn Term 1



Explore & Draw

Introducing the idea that artists can be collectors & explorers as they develop drawing and composition skills. [See the Pathway](#)

Autumn term 2



Exploring the World Through Mono Print

Using a simple mono print technique to develop drawing skills, encourage experimentation and ownership. [See the Pathway](#)

spring term 1



Be An Architect

Exploring architecture and creating architectural models. [See the Pathway](#)

spring term 2



Expressive Painting

Explore how painters use paint in expressive and gestural ways. Explore colour mixing and experimental mark making to create abstract still lifes. [See the Pathway](#)

summer term 1



Stick Transformation Project

Artists use their creative skills to re-see and re-imagine the world. Explore how you can transform a familiar object into new and fun forms. [See the Pathway](#)

summer term 2



Music & Art

Explore how we can make art inspired by the sounds we hear.
Draw, collage, paint and make. [See the Pathway](#)

Year 3

autumn term 1



Gestural Drawing with Charcoal

Making loose, gestural drawings with charcoal, and exploring
drama and performance. [See the Pathway](#)

Autumn term 2



Working with Shape and Colour

“Painting with Scissors”: Collage and stencil in response to looking at artwork. [See the Pathway](#)

spring term 1



Telling Stories Through Drawing & Making

Explore how artists are inspired by other art forms – in this case how we make sculpture inspired by literature and film.

[See the Pathway](#)

spring term 2



Cloth, Thread, Paint

Explore how artists combine media to create work in response to landscape. Use acrylic and thread to make a painted and stitched piece. [See the Pathway](#)

summer term 1



Making Animated Drawings

Explore how to create simple moving drawings by making paper “puppets” and animate them using tablets. [See the Pathway](#)

summer term 2



Using Natural Materials to Make Images

Using natural pigments and dyes from the local environment to make art. Exploring Cyanotype and Anthotype. [See the Pathway](#)

Year 4

autumn term 1



Storytelling Through Drawing

Explore how artists create sequenced drawings to share and tell stories. Create accordion books or comic strips to retell poetry or prose through drawing. [See the Pathway](#)

Autumn term 2



Exploring Pattern

Exploring how we can use colour, line and shape to create patterns, including repeating patterns. [See the Pathway](#)

spring term 1



The Art of Display

Explore how the way we display our work can affect the way it is seen. Create an artwork inspired by the idea of “Plinth”. [See the Pathway](#)

spring term 2



Exploring Still Life

Explore artists working with the genre of still life, contemporary and more traditional. Create your own still life inspired art work. [See the Pathway](#)

summer term 1



Sculpture, Structure, Inventiveness & Determination

What can artists learn from nature? Nurture personality traits as well as technical skills. [See the Pathway](#)

summer term 2




Festival Feasts

Drawing and Making inspired by food. How might we use food and art to bring us together? [See the Pathway](#)

Year 5

autumn term 1



Typography & Maps

Exploring how we can create typography through drawing and design, and use our skills to create personal and highly visual maps. [See the Pathway](#)


Autumn term 2



Making Monotypes

Explore how artists use the monotype process to make imagery. Combine the monotype process with painting and collage to make visual poetry zines. [See the Pathway](#)

spring term 1



Set Design

Explore creating a model set for theatre or animation inspired by poetry, prose, film or music. [See the Pathway](#)

spring term 2



Mixed Media Land & City Scapes

Explore how artists use a variety of media to capture spirit of the place. Focus upon exploratory work to discover mixed media combinations. [See the Pathway](#)

summer term 1



Architecture: Dream Big or Small?

Explore the responsibilities architects have to design us a better world. Make your own architectural model. [See the Pathway](#)

summer term 2



Fashion Design

Explore contemporary fashion designers and create your own 2D or 3D fashion design working to a brief. [See the Pathway](#)

Year 6

autumn term 1



2D Drawing to 3D Making

Explore how 2D drawings can be transformed to 3D objects. Work towards a sculptural outcome or a graphic design outcome. [See the Pathway](#)

Autumn term 2



Activism

Explore how artists use their skills to speak on behalf of communities. Make art about things you care about. [See the Pathway](#)

spring term 1



Brave Colour

Exploring the work of installation artists who use light, form and colour to create immersive environments. Creating 2D or 3D models to share our vision of imagined installations with others. [See the Pathway](#)

spring term 2



Exploring Identity

Discover how artists use layers and juxtaposition to create artwork which explores identity. Make your own layered portrait. [See the Pathway](#)

summer term 1



Take a Seat

Explore how craftspeople and designers bring personality to their work. Make a small model of a chair which is full of personality. [See the Pathway](#)

summer term 2



Shadow Puppets

Explore how traditional and contemporary artists use cutouts for artistic affect. Adapt their techniques to make your own shadow puppets. [See the Pathway](#)

SUPPORTING DOCUMENTS
FOR THE FULL CURRICULUM

SUPPORTING VIDEOS
FOR THE FULL CURRICULUM

INTRODUCTION TO THE ACCESSART
PRIMARY ART CURRICULUM

ADDITIONAL PATHWAYS

We have developed [additional pathways](#) to help you extend, develop or further personalise the [AccessArt Primary Art Curriculum](#).

Are You Using AccessArt Resources in Your School or Community Setting?

Share Your Outcomes



[Celebrate your outcomes by sharing with us!](#)

SHARE OUR BADGE



Be proud that you use our resources by displaying our “Inspired by” badge

Put Yourself on Our Map



Add yourself to our map and discover other schools in your area using

[AccessArt resources](#)

The AccessArt PRimary Art Curriculum Survey Report 2023



[Find out how the Primary Art Curriculum
has been impacting schools a year on from
the launch](#)