

Making Painted & Sewn Landscapes

This post shares a way to explore working with both paint and thread to create painted and sewn responses to landscape.



You Will Need:

- Calico or other neutral fabric. Cut into A4 or smaller rectangles.
- Acrylic or poster paint
- Brushes
- Card for palettes
- Sewing thread
- Needles

	Please log in here to access full content.
--	--

Username	<input type="text"/>
Password	<input type="password"/>
	<input type="button" value="Login"/> <input checked="" type="checkbox"/> Remember me
	Forgot Password

To access all content, I would like to join as...

An Individual



Creative practitioners, educators, teachers, parents, learners...

From £3.50


An Organisation...



Schools, Colleges, Arts Organisations: Single and Multi-Users
From £42

AccessArt is a UK Charity and we believe everyone has the right to be creative. AccessArt provides inspiration to help us all reach our creative potential.

**See This Resource Used In
Schools...**























You May Also Like...

Pathway: Cloth, thread, paint



[This is featured in the 'Cloth, Thread, Paint' pathway](#)

Talking Points: Frank Bowling



Talking Points: Hannah Rae



Talking Points: Alice Kettle

