

Nests: With Dry and Wet Media

By [Mandy Barrett](#) and [Jo Blaker](#)

In this third of a series of three posts, Teacher Mandy Barrett and Artist Jo Blaker journey on a project that considers the materials and structures of nests. In this third post the class begin to refine their nest drawings using pencils, oil pastels and ink.

Click on the links to [post one: Materials, Tools, Testing and Sketchbooks](#) and [post two: Observational Ink Drawing](#).



	Please log in here to access full content.
--	--

Username	<input type="text"/>
Password	<input type="password"/>
	<input type="button" value="Login"/> <input checked="" type="checkbox"/> Remember me
	Forgot Password

To access all content, I would like to join as...

An Individual



Creative practitioners, educators, teachers, parents, learners...

From £3.50

An Organisation...


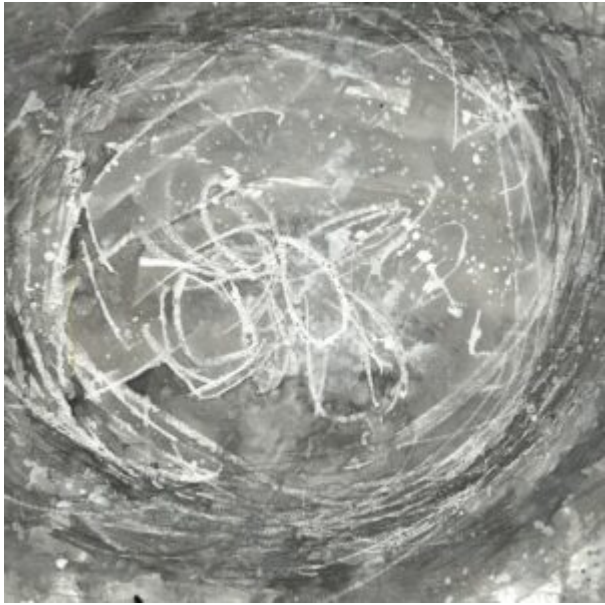


Schools, Colleges, Arts Organisations: Single and Multi-Users
From £42


AccessArt is a UK Charity and we believe everyone has the right to be creative. AccessArt provides inspiration to help us all reach our creative potential.

**See This Resource Used In
Schools...**









You May Also Like...

Pathway: Sculpture, Structure,
Inventiveness & determination



[This is featured in the 'Sculpture, Structure, Inventiveness & Determination' pathway](#)

Talking Points: What can we learn from birds



Drawing source material: nests

