

Let's Create Art: Project Partner



AccessArt is proud to support Let's Create Art 2022. In its inaugural year the Let's Create Art campaign will showcase the vital role of visual arts engagement in promoting positive wellbeing.

The campaign invites organisations and individuals to take part in visual arts activities between 19 October – 2 November.

Find out how you can join in at <https://engage.org/happenings/lets-create-art/>

Session Recording: Making Shadow Puppets

Session Recording: The Primary Art Curriculum Celebration

Autumn Floor Textiles



DALER 
ROWNEY

Prop Making for Toys

DALER 
ROWNEY



You May Also Like...

Creating a book world



Pedagogy in 250 words: Making is hard



World in a matchbox



Top tips for cardboard creations



Explorer's Books: Collecting Colour

DALER 
ROWNEY



You May Also Like...

T-Shirt Paintings



In this resource aimed at EYFS and SEND groups, learners will have the

opportunity to design and wear their own T-shirt

Autumn Floor Textiles



Use a variety of different materials on calico as well as use new techniques such as wax resist

Marbled Hole Punch sketchbooks



Create simple and inexpensive sketchbook

made up of old paper

Collaging with Wax Crayon Rubbings

DALER 
ROWNEY



You May Also Like...


Transforming Objects



Autumn Floor Textiles



Imaginary landscapes



Repeat Pattern Printing
Roller

DALER 
ROWNEY



You May Also Like...

Printing with string



Explore 3 different methods of printing with string

Modroc Plasterboard



Mold modroc over found materials to create textured plasterboards

Talking Points: Saoirse Morgan

A collection of imagery and sources designed to stimulate conversation around the work of Saoirse Morgan.

Please note that this page contains links to external websites and has videos from external websites embedded. At the time of creating, AccessArt checked all links to ensure content is appropriate for teachers to access. However external websites and videos are updated and that is beyond our control.

Please [let us know](#) if you find a 404 link, or if you feel content is no longer appropriate.

We strongly recommend as part of good teaching practice that teachers watch all videos and visit all websites before sharing with a class. On occasion there may be elements of a video you would prefer not to show to your class and it is the teacher's responsibility to ensure content is appropriate. Many thanks.

This resource is free to access and is not a part of AccessArt Membership.

AGES 9-11

AGES 11-14

AGES 14-16

FREE TO ACCESS

Saoirse Morgan

“My paintings explore my connection with familiar landscapes. The subject of my work is my home terrain of West Wales: the landscape, the coast, the ecology. I am inspired by local colour, plant life, atmosphere and weather. I spent my childhood on small islands, surrounded by swirling tide races and wild, wind-blown seas. My terrestrial environment is maritime heath and lowland heath. It’s a warm, familiar colour palette, dominated by bracken, heather and gorse.” – [Saoirse](#)

Questions to Ask Children

How does Saoirse’s painting process connect to the sea?

How do the colours, shapes and textures evoke the atmosphere of the sea?

Questions To Ask Children

How does the painting, and process capture the

essence of the sea?

What do you like / dislike about the painting?

How does the painting make you feel?

Questions to Ask Children

Are there any animals / insects / plants in your local area that has been suffering the consequences of climate change? How has your local landscape been affected?

This Talking Points Is Used In...

Pathway: Mixed Media Land and city scapes

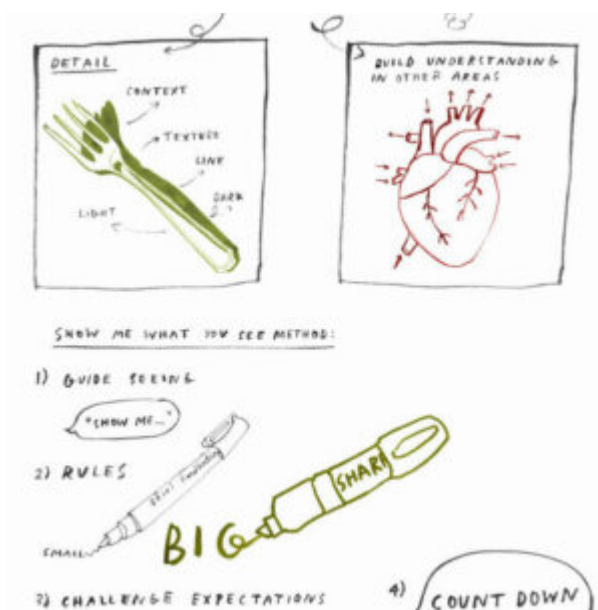


[This is featured in the 'Mixed Media Land and City Scapes' pathway](#)

using sketchbooks to make visual notes



Show me what you see



Concertina Landscape



**Exploring A Midsummer Night's
Dream: Recounting the Story**

**Exploring A Midsummer Night's
Dream: Making Magic Spells**

Exploring A Midsummer Night's

Dream: Creating a Forest Collage Part Two

Exploring A Midsummer Night's Dream: Creating a Forest Collage Part One

Exploring A Midsummer Night's Dream: Costume Design for Bottom

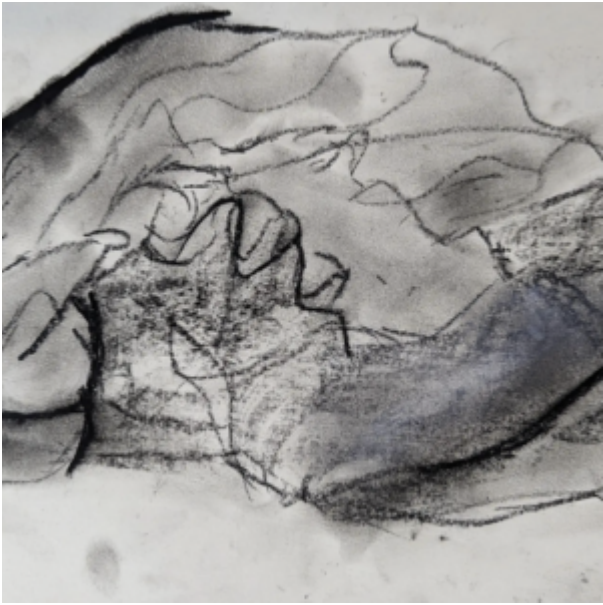
See This Resource Used in Schools...



Exploring A Midsummer Night's Dream Through Art: Ancient Greek Dress Portraits

See This Resource Used In Schools...







Talking Points: Mark Hearld

A collection of imagery and sources designed to stimulate conversation around the work of Mark Hearld.

Please note that this page contains links to external websites and has videos from external websites embedded. At the time of creating, AccessArt checked all links to ensure content is appropriate for teachers to access. However external websites and videos are updated and that is beyond our control.

Please [let us know](#) if you find a 404 link, or if you feel content is no longer appropriate.

We strongly recommend as part of good teaching practice that teachers watch all videos and visit all websites before sharing with a class. On occasion there may be elements of a video you would prefer not to show to your class and it is the teacher's responsibility to ensure content is appropriate. Many thanks.

If you are having issues viewing videos it may be due to your schools firewall or your cookie selection. Please check with your IT department.

This resource is free to access and is not a part of AccessArt Membership.

AGES 9-11

AGES 11-14

AGES 14-16

FREE TO ACCESS

Mark Hearld

Taking his inspiration from the flora and fauna of the British countryside, Mark Hearld works across a number of mediums, producing limited edition lithographic and linocut prints, unique paintings, collages and hand-painted ceramics. – [St Jude's Prints](#)

Watch the first 5 minutes of this video to see how Hearld creates some of his collages.

Explore more of [Mark Hearld's collages](#) inspired by the natural world.

Questions to Ask Children

After seeing how Hearld creates patterns for his collages, what do you like/dislike about this process?

What do you like about Hearld's collages? How do they make you feel?

Do Herald's collages remind you of anything?

Questions To Ask Children

Mark creates work using lots of different techniques, which is your favourite method of working and why?

List the different methods of working that you can see in the video. How does Mark's knowledge and experience of one technique inform his other methods of working?

Questions to Ask Children

Is there a place in your local area that inspires you? Where is it and why do you feel inspired by it?

Thinking about sight, sound and touch, note down what you might experience when you visit your chosen inspiring local area.

Introduction to Chalk Pastels

Collecting Colour in my Moodboard Book

What We Like About This Resource...

“It’s really nice to see that although Rachel Parker works quite digitally, her process from the beginning is very tactile. Rachels books act as a really great source of inspiration, helping to break down the creative blocks that we all get from time to time. Having a sketchbook dedicated to colour means that as well as working with colours that you already love, you can test new colour palettes and see colours from a new perspective. I especially love how Rachel picks up on the different tones in colours by looking at the way light hits it in order build her colour palette around those supporting tones as well as big statement colours.” – Tobi, AccessArt

You Might Also Like...

Which Artists: Rachel Parker



[Find out about Rachel's journey to becoming a pattern designer](#)

Make Repeat Patterns



A resource by Rachel Parker to help students build repeat patterns

Exciting Colour



[A collection of resources by Rachel Parker to help you build your own colour moodboard](#)

Collecting Colour

What We Like About This Resource...

"It's great to see how a simple exercise such as colour collecting, which can be done in a classroom setting, is also used in a professional capacity. This gives the activity a clear context and purpose. It's nice to see Rachel's decisions being made in real time, it demonstrates how artists are constantly reflecting on and self evaluating their own decisions. Rachel also shows us that she sometimes gets colour palettes from photos that she's taken herself, this is really exciting because it demonstrates how the artists experience is central to their work. Students will be able to bring their own experience and personality to this activity by having complete control over what their colour moodboard becomes."
– Tobi, AccessArt

See How This Resource Is Used in Schools...





You Might Also Like...

Which Artists: Rachel Parker



[Find out about Rachel's journey to becoming a pattern designer](#)

Make Repeat Patterns



A resource by Rachel Parker to help students build repeat patterns

Exciting Colour



[A collection of resources by Rachel Parker to help you build your own colour moodboard](#)

How Colour Collection Inspires My Work

What We Like About This Resource...

“Rachel’s work is so vibrant and full of joy, it’s really exciting to see how she starts to form creative ideas around colour. Rachel highlights the importance of colour trends but also gives herself the opportunity to create her own trends which adds a level of playfulness and personality to her colour exploration. Seeing her colour books translate into fabric demonstrates a real clarity in her decision making process.” – Tobi, AccessArt.

You Might Also Like...

Which Artists: Rachel Parker



[Find out about Rachel's journey to becoming a pattern designer](#)

Make Repeat Patterns



A resource by Rachel Parker to help students build repeat patterns

Exciting Colour



[A collection of resources by Rachel Parker to help you build your own colour moodboard](#)