

The AccessArt Badge

We like our members to be proud that you use our resources to inspire high quality teaching and learning in your setting. Download a badge and display it on your website or share it on your social media feed.





Right click to download to your local device.

[Find More Ways to Celebrate and Share](#)

Recycled Baskets by Scarlett Rebecca

You May Also Like


paper bowls



explore paper weaving



recycled baubles



Introduction to Colour Pencils

CPD Recording: Exploring Modroc

You May Also Like...

Pathway: Using Art To Explore Global

Issue



This is featured in the 'Using Art To Explore Global Issue' pathway

Pathway: Festival feasts



This is featured in the 'Festival Feasts' pathway

Pathway: Telling Stories Through Drawing and Making



This is featured in the 'Telling Stories Through Drawing and Making' pathway

Pathway: Drawing and Making Inspired by Illustrators



This is featured in the 'Drawing and Making Inspired by Illustrators' pathway

accessart modroc resources



**Artist Studio Series: Sara
Reeve**

**Talking Points: Paddington
Bear**

A collection of sources and imagery to explore Paddington Bear.

Please note that this page contains links to external websites and has videos from external websites embedded. At the time of creating, AccessArt checked all links to ensure content is appropriate for teachers to access. However external websites and videos are updated and that is beyond our control.

Please [let us know](#) if you find a 404 link, or if you feel content is no longer appropriate.

We strongly recommend as part of good teaching practice that teachers watch all videos and visit all websites before sharing with a class. On occasion there may be elements of a video you would prefer not to show to your class and it is the teacher's responsibility to ensure content is appropriate. Many thanks.

This resource is free to access and is not a part of AccessArt Membership.

EYFS

SEND

AGES 5-8

FREE TO ACCESS

Paddington Bear

Paddington Bear is a fictional character in children's literature. He first appeared on 13 October 1958 in the children's book *A Bear Called Paddington* and has been featured in more than twenty books written by British author Michael Bond, and illustrated by Peggy Fortnum and other artists.

Paddington is also animated in stop motion. Paddington himself is a puppet in a three-dimensional environment, whilst other characters are paper cut-outs. The final television special used a slightly different technique using 2D drawn fully animated characters. [Wikipedia](#)

Watch the episode below and ask children some questions about what they can see.

Questions to Prompt Conversation with EYFS

What do you like about Paddington?

What kind of bear do you think Paddington is?

What can you see in the background? How is the background different from the way Paddington is?

What is Paddington wearing? What things does he have around him?

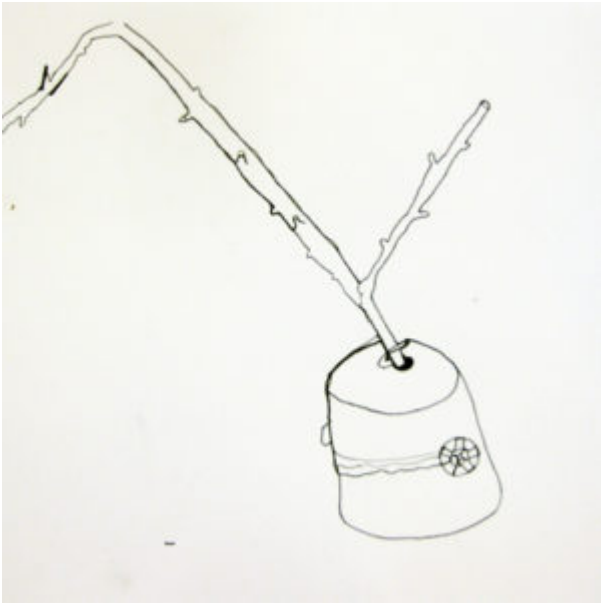
Insect Hotels

You May Also Like

patterns with nature



Continuous Line Drawings of sticks



Making a Mask from Sticks and Tissue Paper



Top Tips for Cardboard

Creations

DALER 
ROWNEY



See This Resource Used In

Schools...



You May Also Like

Creating a book world



World in a matchbox



Insect hotels



Pedagogy in 250 words: Making is hard



Prop Making for Toys



CPD Recording: Class Crit

You May Also Like...

rethinking our approach to assessment



assessment and progression



Artist	Studio	Series:
Scarlett	Rebecca	

**CPD Recording: Expressive
Painting Pathway**

Transforming Objects



DALER 
ROWNEY

You May Also Like

Painting with Poster Paint




Collaging with Wax Crayon Rubbings



Prop making for toys



Repeat Pattern Printing Roller



Painting with Poster Paint

"I really like how this resource provides lots of interesting and exciting ways for poster paint to be used. It combines observational drawing and painting with more abstract pattern providing a breadth of exploration. Giving learners the

opportunity to explore the properties of poster paint as well as seeing how it responds to different materials will help to nurture imaginations as well as providing support for the development of basic skillsets.” – Rachel, AccessArt

Drawing with Soft Pencils



DALER ROWNEY

You May Also Like

Shells: Observational and Imaginative Drawing



All graphite resources



introduction to graphite



Explore Wax Crayon

DALER 
ROWNEY



You May Also Like...

Collaging with Wax Crayon Rubbings



Red to Green: Wax Resist and Scraffito



Autumn Floor Textiles



Explorer's Books: Collecting Colour



**Why We Need To Allow Art To
Be The Unique Subject It Is...**


Let's Start With... Collage

DALER 
ROWNEY



You May Also Like

imaginary landscapes



The Blood Bag Project

What We Like About This Resource...

This project combines art and science in innovative and creative ways. It engages children with simple and more complex sewing skills, both hand and machine. The fact that a local artist collaborated on this project, bringing her own set of skills and experience is so valuable for any extended art project, and the children were able to connect with the sensitivity of the subject matter and to empathise with it's message.

You May Also Like

Autumn Floor Textiles



Cloth, Paint, Print: Inspired by Natural Objects



Making Painted & Sewn Landscapes



which artists: merlin evans



Concertina Landscapes

See This Resource Used In Schools...




You May Also Like

Manipulating Forms in Landscape Painting



Imaginary Landscape



Digital Collage and Image Manipulation


You May Also Like...

Pathway: Explore and Draw



[Featured in the 'Explore and Draw' Pathway](#)

Talking Points: Artists as Collectors and explorers



insect hotels

