

Artist Studio Series: Alej Ez

By [Scarlett Rebecca](#).

[In this Artist Studio series](#) I will be talking to a range of artists about how they work, visiting their studios; finding out about the peculiarities of their studios, how they use them and what the studios mean to them. I will be visiting an artist with a tiny space in their garage, artists in shared studios with other people and shared facilities, and I will also be sharing an insight into my own home studio space.



For the last in my series of studio visits I went to see Alej Ez at the shared studio cooperative, Studio Greenhouse. When Alej joined studio greenhouse in 2015 he was working as an architect, since then he has moved away from architecture and now makes his living as an artist. I first met Alej when I was

also part of Studio Greenhouse in 2016. I was interested to find out from him what it's been like working in a shared studio space as an architect and through his transition to full-time artist.

	Please log in here to access full content.
Username	<input type="text"/>
Password	<input type="password"/>
	<input type="button" value="Login"/> <input checked="" type="checkbox"/> Remember me
	Forgot Password

To access all content, I would like to join as...

An Individual



Creative practitioners, educators, teachers, parents, learners...

[From £3.50](#)

An Organisation...



Schools, Colleges, Arts Organisations: Single and Multi-Users
From £42

AccessArt is a UK Charity and we believe everyone has the right to be creative. AccessArt provides inspiration to help us all reach our creative potential.

T-Shirt Paintings

DALER 
ROWNEY



You May Also Like...

Transforming Objects



Autumn Floor Textiles



Collecting, Arranging, Drawing



CPD Recording: Sculpture,

Structure, Inventiveness and Determination Pathway

What Does Success Look Like?

You May Also Like...

Assessment & Progression



visual arts pedagogy



Printing with String

DALER 
ROWNEY



You May Also Like...

Repeat Pattern Printing Roller



Modroc Plasterboard



Imaginary Landscapes

DALER 
ROWNEY



**See This Resource Used In
Schools...**





You May Also Like

Lets start with collage



Insect hotels



**Collecting,
Drawing**

Arranging,

DALER 
ROWNEY



You May Also Like...

Finding circles



Shells: Observational and imaginative drawing



Still Life Compositions



Talking Points: Dancing to Art

A collection of imagery and sources designed to introduce children to using their whole bodies to respond to paintings.

Please note that this page contains links to external websites and has videos from external websites embedded. At the time of creating, AccessArt checked all links to ensure content is appropriate for teachers to access. However external websites and videos are updated and that is beyond our control.

Please [let us know](#) if you find a 404 link, or if you feel content is no longer appropriate.

We strongly recommend as part of good teaching practice that teachers watch all videos and visit all websites before sharing with a class. On occasion there may be elements of a video you would prefer not to show to your class and it is the teacher's responsibility to ensure content is appropriate. Many thanks.

If you are having issues viewing videos it may be due to your schools firewall or your cookie selection. Please check with your IT department.

This resource is free to access and is not a part of AccessArt membership.

EYFS

SEND

AGES 5-8

AGES 9-11

AGES 11-14

FREE TO ACCESS


Dancing to Art by Tate Gallery

“Coralī, a leader in dance created by artists with a learning disability, have worked with Tate since 1998 and are experts in creatively taking up space in our galleries. We invited Paul, Sherri, Bethan and Dj from Coralī to design performances in response to four artworks at Tate Britain. We wanted to show what happens when people have the freedom to enjoy the gallery however they want, and how this can open up new ways of responding to art.” – [Tate Youtube](#)

Watch the video with the pupils, and look at the images below. Find out how you can respond to art through dance.



Improvisation 35 (1914) painting by Wassily Kandinsky



Claude Monet's Impression, Sunrise (1872) famous painting. Original from Wikimedia Commons.

Questions to Ask Children

What movement might you use to describe a windy day?

What movement would you use in response to the colour red? Blue? Green? Black?

Use your whole body to make a movement that represents an atmosphere or an emotion, such as gloomy, peaceful, excited...

How would you use your body to respond to a spikey / straight / curved line?

CPD Recording: Drawing Figures

You May Also Like...

pathway: telling stories through drawing and making



visual arts planning: life drawing



cpd recordings: Disciplines and pedagogy



all recorded cpd sessions




Marbled Hole Punch Sketchbook

DALER 
ROWNEY



You May Also Like


folded sketchbook



buying and making sketchbooks



the sketchbook journey



Modelling Monsters

You May Also Like

fruit and veg head



clay pens



articulated beasts



Fruit and Veg Head

DALER 
ROWNEY



You May Also Like

egg box gargoyles



abstract face



Plasticine Models & Decorated Plinths



Share Your Outcomes



We love seeing the work you have created as a result of AccessArt resources, and just as importantly schools like to see what other schools have done. Sharing your work with us and others, ensures that pupils and teachers feel celebrated on their creative journey.

Find out how to send your outcomes

Email Your images



You can send us high quality images via info@accessart.org.uk email address.

Please include a short message giving us permission to use the images on our site and social media feed, and let us know how you would like the images to be credited.

tag us on social media

#InspiredBy

Tag us on [Instagram](#) using @accessart.org.uk using the hashtags #InspiredByAccessArt

You can also join our [Facebook Group AccessArt Network](#) and share your outcomes on there.

send images via wetransfer.com



If you have more than 8 images it is usually easier to send them to us via [WeTransfer.com](https://www.wetransfer.com). Please send them to info@accessart.org.uk

Please include a short message giving us permission to use the images on our site and social media feed, and let us know how you would like the images to be credited.

The AccessArt Gallery



Find out how you can get your images featured in the [AccessArt Gallery](#).

The AccessArt Badge

We like our members to be proud that you use our

resources to inspire high quality teaching and learning in your setting. Download a badge and display it on your website or share it on your social media feed.





Right click to download to your local device.

[Find More Ways to Celebrate and Share](#)

Recycled Baskets by Scarlett Rebecca

You May Also Like


paper bowls



explore paper weaving



recycled baubles




Introduction to Colour Pencils

CPD Recording: Exploring Modroc

You May Also Like...

Pathway: Using Art To Explore Global

Issue



Pathway: Festival feasts



Pathway: Telling Stories Through Drawing and Making



Pathway: Drawing and Making Inspired by Illustrators



accessart modroc resources



cpd recordings: Disciplines and pedagogy



all recorded cpd sessions



Artist Studio Series: Sara Reeve

Talking Points: Paddington Bear

A collection of sources and imagery to explore Paddington Bear.

Please note that this page contains links to external websites and has videos from external websites embedded. At the time of creating,

AccessArt checked all links to ensure content is appropriate for teachers to access. However external websites and videos are updated and that is beyond our control.

Please [let us know](#) if you find a 404 link, or if you feel content is no longer appropriate.

We strongly recommend as part of good teaching practice that teachers watch all videos and visit all websites before sharing with a class. On occasion there may be elements of a video you would prefer not to show to your class and it is the teacher's responsibility to ensure content is appropriate. Many thanks.

This resource is free to access and is not a part of AccessArt Membership.

EYFS

SEND

AGES 5-8

FREE TO ACCESS

Paddington Bear

Paddington Bear is a fictional character in children's literature. He first appeared on 13 October 1958 in the children's book *A Bear Called Paddington* and has been featured in more than twenty books written by British author Michael Bond, and illustrated by Peggy Fortnum and other artists.

Paddington is also animated in stop motion. Paddington himself is a puppet in a three-dimensional environment, whilst other characters are paper cut-outs. The final television special used a slightly different technique using 2D drawn fully animated characters. [Wikipedia](#)

Watch the episode below and ask children some questions about what they can see.

Questions to Prompt Conversation with EYFS

What do you like about Paddington?

What kind of bear do you think Paddington is?

What can you see in the background? How is the background different from the way Paddington is?

What is Paddington wearing? What things does he have around him?

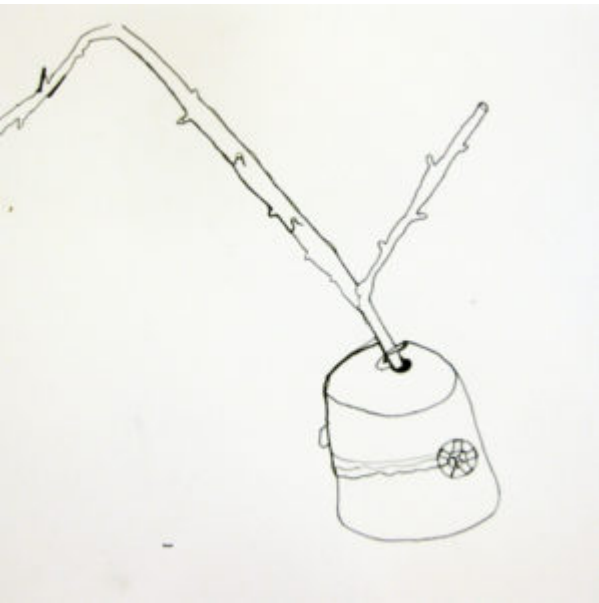
Insect Hotels

You May Also Like

patterns with nature



Continuous Line Drawings of sticks



Making a Mask from Sticks and Tissue Paper

