

Painting with Poster Paint

“I really like how this resource provides lots of interesting and exciting ways for poster paint to be used. It combines observational drawing and painting with more abstract pattern providing a breadth of exploration. Giving learners the opportunity to explore the properties of poster paint as well as seeing how it responds to different materials will help to nurture imaginations as well as providing support for the development of basic skillsets.” – Rachel, AccessArt

Drawing with Soft Pencils



DALER ROWNEY

You May Also Like

**Shells: Observational and Imaginative
Drawing**



All graphite resources



introduction to graphite



Explore Wax Crayon

DALER 
ROWNEY



You May Also Like...

Collaging with Wax Crayon Rubbings



Red to Green: Wax Resist and Scraffito



Autumn Floor Textiles



Explorer's Books: Collecting Colour



**Why We Need To Allow Art To
Be The Unique Subject It Is...**

Let's Start With... Collage

DALER 
ROWNEY



You May Also Like

imaginary landscapes



The Blood Bag Project

What We Like About This Resource...

This project combines art and science in innovative and creative ways. It engages children with simple and more complex sewing skills, both hand and machine. The fact that a local artist collaborated on this project, bringing her own set of skills and experience is so valuable for any extended art project, and the children were able to connect with the sensitivity of the subject matter and to empathise with it's message.

You May Also Like

Autumn Floor Textiles



Cloth, Paint, Print: Inspired by Natural Objects



Making Painted & Sewn Landscapes



which artists: merlin evans



Concertina Landscapes

See This Resource Used In Schools...




You May Also Like

Manipulating Forms in Landscape Painting



Imaginary Landscape



Digital Collage and Image Manipulation


You May Also Like...

Pathway: Explore and Draw



[Featured in the 'Explore and Draw' Pathway](#)

Talking Points: Artists as Collectors and explorers



insect hotels



Exploring Digital Animation

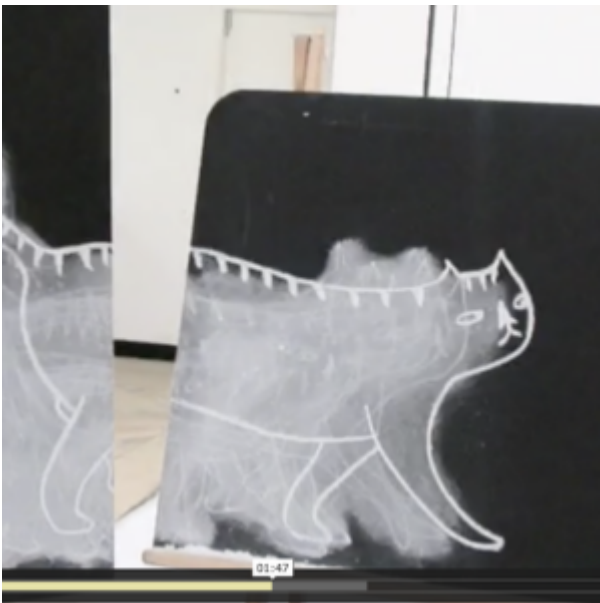
You May Also Like...

Pathway: Making Animated Drawings



[This is featured in the 'Making Animated Drawings' pathway](#)

Talking points: Making drawings move



Talking Points: paper cut puppets



Talking Points: Lauren child



Talking Points: Lotte reiniger



Taking Photos of 3D Artwork

You May Also Like...

Pathway: An Exploration of Coal Mining




This resource is features in the 'An Exploration of Coal Mining' pathway

Exploring Scale with Green Screen



painting on a screen



Which Artist: Leigh Bowser

Finding Circles

You May Also Like...

Why visual literacy is an important skill



[Find out how you can encourage the development of visual literacy skills](#)

Drawing Spiral Snails



[Explore spirals found in nature with this mixed media workshop](#)

Drawing Spirals



[Explore drawing using whole body movements](#)

CPD Recording: 2D Drawing to 3D Making Pathway

Talking Points: What Is Form?

A collection of sources and imagery to explore the question 'What Is Form?'

Please note that this page contains links to external websites and has videos from external websites embedded. At the time of creating, AccessArt checked all links to ensure content is appropriate for teachers to access. However external websites and videos are updated and that is beyond our control.

Please [let us know](#) if you find a 404 link, or if you feel content is no longer appropriate.

We strongly recommend as part of good teaching practice that teachers watch all videos and visit all websites before sharing with a class. On occasion there may be elements of a video you would prefer not to show to your class and it is the teacher's responsibility to ensure content is appropriate. Many thanks.

*If you are having issues viewing videos it may be

due to your schools firewall or your cookie selection. Please check with your IT department.*

This resource is free to access and is not a part of AccessArt membership.



ALL AUDIENCES



FREE TO ACCESS

What is Form?

Form can be placed into two categories: implied form and actual form.

Implied Form can be found in a 2D artwork that gives the illusion of form through perspective, shape, tone, line and colour.


Real form is a 3D object that exists in space and time, such as architecture or a sculpture.

All forms are either geometric and organic, whether they are real (3D) or implied (2D). Geometric forms are mathematical objects including cubes, pyramids and spheres. Geometric forms appear man made and can suggest something solid, balanced and permanent. Whereas organic forms look natural. They are irregular and may seem flowing and unpredictable. – [BBC](#)

Discuss the artwork below to explore the different

types of form.


Implied Form




Power Station by Phil Dean



Homage to Morandi by Jason Line



Persische Nachtigallen (Persian Nightingales) (1917) by Paul Klee. Original portrait painting from The Art Institute of Chicago.



Bomber Lair (1940) painting in high resolution by Paul Nash. Original from The Birmingham Museum.



Tumbling Blocks Original public domain image from Smithsonian



Untitled (Bars and Blocks) Original public domain image from Smithsonian

Questions to Ask Children

Which artworks are made of organic forms? How do you know?

Can you see artworks with geometric forms? How can you tell?

Do any of the images have a combination of geometric and organic forms? Which ones?

Which style of work do you prefer and why?

Does this artwork look heavy or light and why?

How have artists given the illusion of form in this artwork?

Real Form



Paper Polar Bear Set by Nathan Ward



Bronze horse, Greek, Corinthian, 8th century BCE,
MET Museum




Under Water: paper and movement in G.F Smith's White Space by Nathan Ward



Lets Dance by Faith Bebbington 4 Close Up Of Newspaper Clothing



Wembley Lion (Cardboard) by Faith Bebbington



Aglow Liz West Nemozena 2018-9

Questions to Ask Children

What can you see in the sculpture?

Does the sculpture look heavy or light and why?

How does the light and shadow impact the sculpture?

With your finger in the air, draw the shapes you can see in the sculpture...

Which sculptures have geometric forms and which are organic? Which do you prefer?

Let's Create Art: Project Partner



AccessArt is proud to support Let's Create Art 2022. In its inaugural year the Let's Create Art campaign will showcase the vital role of visual arts engagement in promoting positive wellbeing.

The campaign invites organisations and individuals to take part in visual arts activities between 19 October – 2 November.

Find out how you can join in at <https://engage.org/happenings/lets-create-art/>

CPD Recording: Making Shadow Puppets

You May Also Like...

Pathway: Shadow puppets



[This is featured in the 'Shadow Puppets' pathway](#)

CPD Recording: The Primary Art Curriculum Celebration

Autumn Floor Textiles



DALER 
ROWNEY

Prop Making for Toys

DALER 
ROWNEY



You May Also Like...

Creating a book world



Pedagogy in 250 words: Making is hard



World in a matchbox



Top tips for cardboard creations



Explorer's Books: Collecting Colour

DALER 
ROWNEY



You May Also Like...

T-Shirt Paintings



In this resource aimed at EYFS and SEND groups, learners will have the opportunity to design and wear their own T-shirt

Autumn Floor Textiles



Use a variety of different materials on calico as well as use new techniques such as wax resist

Marbled Hole Punch sketchbooks



Create simple and inexpensive sketchbook
made up of old paper