

# Top Tips for Cardboard Creations

By [Tobi Meuwissen](#)

In this resource children will explore the possibilities of cardboard. Children will utilise our ethos of [design through making](#), working with materials to learn about the properties as they go. As well as improving dexterity skills, children will be encouraged to push the boundaries of imaginative design. Make cardboard worlds related to a topic or give children the opportunity to be inventors. This activity is perfect for EYFS and SEND as well as Primary Level children, and can be adapted according to abilities.



	<b>Please log in here to access full content.</b>	
Username		<input type="text"/>
Password		<input type="text"/>
	<input type="button" value="Login"/>	<input checked="" type="checkbox"/> Remember me
	<a href="#">Forgot Password</a>	

**To access all content, I would like to join as...**

## An Individual



Creative practitioners, educators, teachers, parents, learners...

[From £3.50](#)

## An Organisation...



Schools, Colleges, Arts Organisations: Single and Multi-Users  
From £42

*AccessArt is a UK Charity and we believe everyone has the right to be creative. AccessArt provides inspiration to help us all reach our creative potential.*

---

**DALER**   
**ROWNEY**



**See This Resource Used In  
Schools...**



**You May Also Like**

**Creating a book world**



**World in a matchbox**



**Insect hotels**



## Pedagogy in 250 words: Making is hard



## Prop Making for Toys



---

## CPD Recording: Class Crit

You May Also Like...

rethinking our approach to assessment



## **assessment and progression**



## **all recorded cpd sessions**



## **cpd recordings: Disciplines and pedagogy**



---

**Artist**            **Studio**  
**Scarlett**   **Rebecca**

**Series:**

---

**CPD Recording: Expressive**  
**Painting Pathway**

---

**Transforming Objects**



**DALER**   
**ROWNEY**

**You May Also Like**

**Painting with Poster Paint**




**Collaging with Wax Crayon Rubbings**



**Prop making for toys**



## Repeat Pattern Printing Roller



---

## Painting with Poster Paint

“I really like how this resource provides lots of interesting and exciting ways for poster paint to be used. It combines observational drawing and painting with more abstract pattern providing a breadth of exploration. Giving learners the

opportunity to explore the properties of poster paint as well as seeing how it responds to different materials will help to nurture imaginations as well as providing support for the development of basic skillsets.” – Rachel, AccessArt

---

## Drawing with Soft Pencils



# DALER ROWNEY

## You May Also Like

**Shells: Observational and Imaginative Drawing**



**All graphite resources**



**introduction to graphite**



---

**Explore Wax Crayon**

**DALER**   
**ROWNEY**



**You May Also Like...**

**Collaging with Wax Crayon Rubbings**



## **Red to Green: Wax Resist and Scraffito**



## **Autumn Floor Textiles**



## Explorer's Books: Collecting Colour



---

**Why We Need To Allow Art To Be The Unique Subject It Is...**

---

Let's Start With... Collage

**DALER**   
**ROWNEY**



# You May Also Like

imaginary landscapes



---

## The Blood Bag Project

### What We Like About This Resource...


This project combines art and science in innovative and creative ways. It engages children with simple and more complex sewing skills, both hand and machine. The fact that a local artist collaborated on this project, bringing her own set of skills and experience is so valuable for any extended art project, and the children were able to connect with the sensitivity of the subject matter and to empathise with it's message.

# You May Also Like

## Autumn Floor Textiles



## Cloth, Paint, Print: Inspired by Natural Objects



## Making Painted & Sewn Landscapes



**which artists: merlin evans**



---

**Concertina Landscapes**

# See This Resource Used In Schools...




## You May Also Like

[Manipulating Forms in Landscape Painting](#)



**Imaginary Landscape**



---

**Digital Collage and Image Manipulation**


# You May Also Like...

**Pathway: Explore and Draw**



[Featured in the 'Explore and Draw' Pathway](#)

**Talking Points: Artists as Collectors and explorers**



**insect hotels**



---

**Exploring Digital Animation**

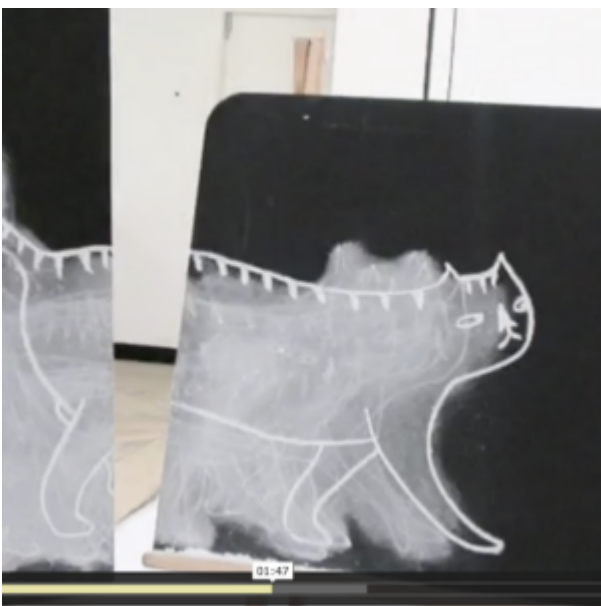
**You May Also Like...**

**Pathway: Making Animated Drawings**



[This is featured in the 'Making Animated Drawings' pathway](#)

**Talking points: Making drawings move**



**Talking Points: paper cut puppets**



**Talking Points: Lauren child**



**Talking Points: Lotte reiniger**



---

## **Taking Photos of 3D Artwork**

### **You May Also Like...**

**Pathway: An Exploration of Coal Mining**




[This resource is features in the 'An Exploration of Coal Mining' pathway](#)

**Exploring Scale with Green Screen**



painting on a screen



---

**Which Artist: Leigh  
Bowser**

---

**Finding Circles**

# You May Also Like...

Why visual literacy is an important skill



## Drawing Spiral Snails



# Drawing Spirals



---

**CPD      Recording:      2D  
Drawing   to   3D   Making  
Pathway**

---

**Talking Points: What Is**

# Form?

A collection of sources and imagery to explore the question 'What Is Form?'

*Please note that this page contains links to external websites and has videos from external websites embedded. At the time of creating, AccessArt checked all links to ensure content is appropriate for teachers to access. However external websites and videos are updated and that is beyond our control.*

Please [let us know](#) if you find a 404 link, or if you feel content is no longer appropriate.

We strongly recommend as part of good teaching practice that teachers watch all videos and visit all websites before sharing with a class. On occasion there may be elements of a video you would

prefer not to show to your class and it is the teacher's responsibility to ensure content is appropriate. Many thanks.

**\*If you are having issues viewing videos it may be due to your schools firewall or your cookie selection. Please check with your IT department.\***

**This resource is free to access and is not a part of AccessArt membership.**



ALL AUDIENCES



FREE TO ACCESS

## **What is Form?**

**Form can be placed into two categories: implied form and actual form.**


**Implied Form can be found in a 2D artwork that gives the illusion of form through perspective, shape, tone, line and colour.**

**Real form is a 3D object that exists in space and time, such as architecture or a sculpture.**

**All forms are either geometric and organic, whether they are real (3D) or implied (2D). Geometric forms are mathematical objects including cubes, pyramids and spheres. Geometric forms appear man made and can suggest something solid, balanced and permanent. Whereas organic forms look natural. They are irregular and may seem flowing and unpredictable. – [BBC](#)**

**Discuss the artwork below to explore the different types of form.**


**Implied Form**



**Power Station by Phil Dean**




**Homage to Morandi by Jason Line**




**Persische Nachtigallen (Persian Nightingales) (1917) by Paul Klee.**

**Original portrait painting from The Art Institute of Chicago.**



**Bomber Lair (1940) painting in high resolution by Paul Nash. Original from The Birmingham Museum.**



**Tumbling Blocks Original public domain image from Smithsonian**



**Untitled (Bars and Blocks) Original  
public domain image from Smithsonian**

# Questions to Ask Children

Which artworks are made of organic forms? How do you know?

Can you see artworks with geometric forms? How can you tell?

Do any of the images have a combination of geometric and organic forms? Which ones?

Which style of work do you prefer and why?

Does this artwork look heavy or light and why?

How have artists given the illusion of form in this artwork?

## Real Form



**Paper Polar Bear Set by Nathan Ward**



**Bronze horse, Greek, Corinthian, 8th century BCE, MET Museum**




**Under Water: paper and movement in G.F Smith's White Space by Nathan Ward**



# Lets Dance by Faith Bebbington 4 Close Up Of Newspaper Clothing



**Wembley Lion (Cardboard) by Faith Bebbington**



**Aglow Liz West Nemozena 2018-9**

## **Questions to Ask Children**

**What can you see in the sculpture?**

**Does the sculpture look heavy or light and why?**

**How does the light and shadow impact the sculpture?**

**With your finger in the air, draw the shapes you can see in the sculpture...**

Which sculptures have geometric forms and which are organic? Which do you prefer?

---

## Let's Create Art: Project Partner



AccessArt is proud to support Let's Create Art 2022. In its inaugural year the Let's Create Art campaign will showcase the vital role of visual arts engagement in promoting positive

wellbeing.

The campaign invites organisations and individuals to take part in visual arts activities between 19 October – 2 November.

Find out how you can join in at <https://engage.org/happenings/lets-create-art/>