

Outdoor Art In Urban Gardens

By [Mostyn de Beer](#)

Mostyn de Beer is an experienced artist educator based in Sweden. Mostyn is especially interested in environmental art; his practice investigates links between creating art and environmental education. In this post Mostyn shares a recent project he facilitated with the aim of connecting children to gardening through art.



	Please log in here to access full content.	
Username	<input type="text"/>	
Password	<input type="password"/>	
	<input type="button" value="Login"/>	<input checked="" type="checkbox"/> Remember me
	Forgot Password	

To access all content, I would like to join as...

An Individual



Creative practitioners, educators, teachers, parents, learners...

[From £3.50](#)

An Organisation...



Schools, Colleges, Arts Organisations: Single and Multi-Users
From £42

AccessArt is a UK Charity and we believe everyone has the right to be creative. AccessArt provides inspiration to help us all reach our creative potential.

Wish List

Which Artists: The Life & Works of Madge Gill

What We Like About This Resource...

“The life of Madge Gill that Sophie Dutton recounts here gives us real insight into the challenges that Madge Gill experienced, and how these challenges would have been common among women at the time. When we study the work of Artists, it adds a rich context to our experience of their work to consider their personal history, and helps us ask questions like ‘why do you think the Artist painted in this way or was inspired by this subject matter?’ If you introduce your class to Madge Gill, begin with looking back over her younger life to try and better understand her motivations as an Artist” – *Rachel, AccessArt*


You May Also Like...



I am AccessArt: Ann Rippin



Making Batik Textiles in the Classroom



[How I Use Drawing and Sketchbooks](#)

**Transformation of Materials
Inspired by El Anatsui**

**See This Resource Used in a
Pathway...**



Transforming Materials into Sculpture

This pathway shares how teachers might take inspiration from El Anatsui and encourage pupils to think how they might disassemble objects around them to transform them into sculptural pieces.

[Read More.](#)

The Transformation Project

You May Also Like...

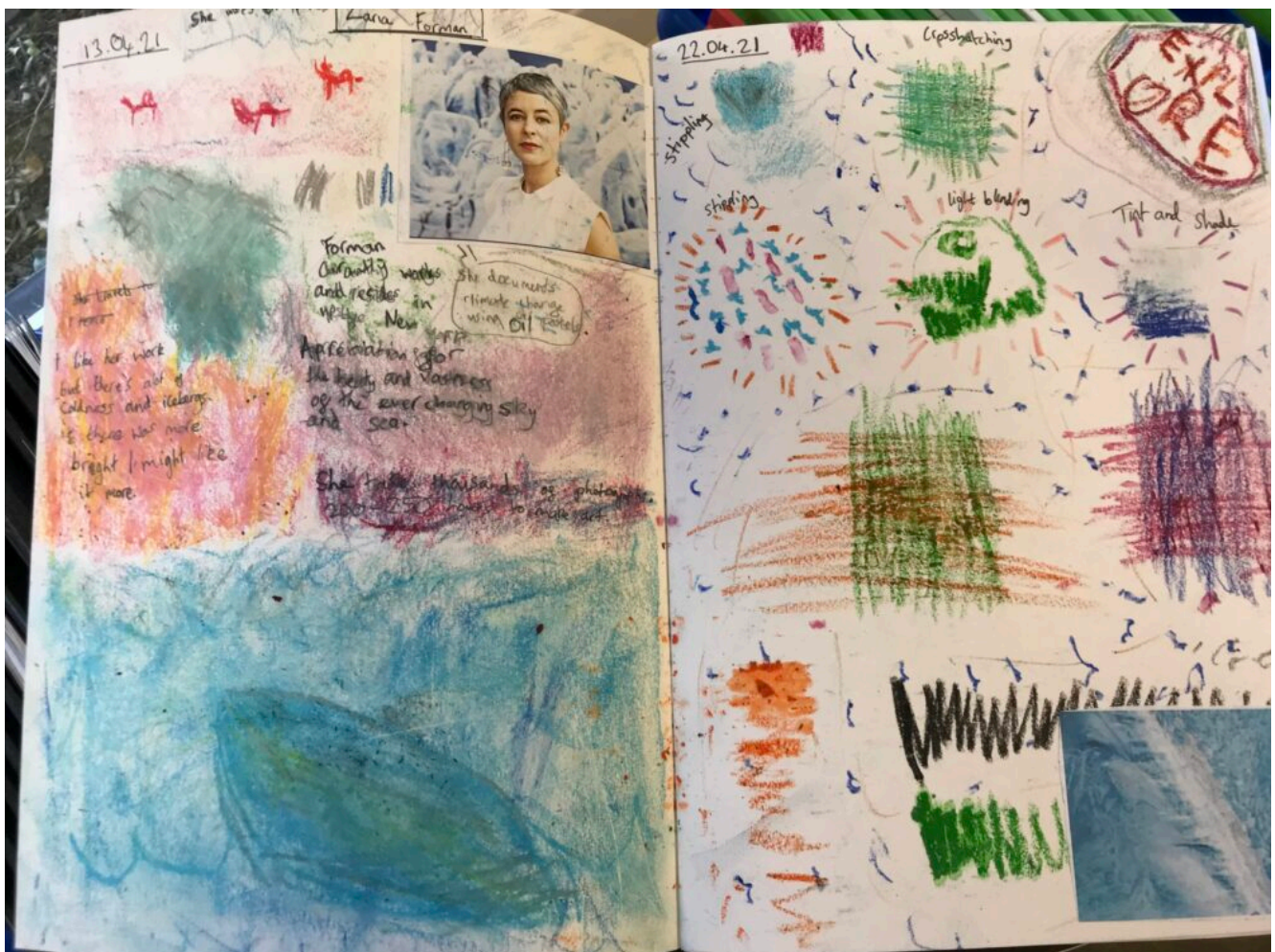


Transforming Cardboard with Andrea Butler

Artist Andrea Butler shows how to explore simple design and construction using cardboard and jewellery. [Read More](#)

Sketchbooks Should Be...

You Might Also Like...



The Sketchbook Journey

Explore the [AccessArt Sketchbook Journey](#) to grow your understanding about what sketchbooks are and how they might be used.



The AccessArt Network

[Join our network](#) on facebook and continue the conversation, share and support.

Welcome to New Members:

Primary Teachers – Access Link

Download an Editable Version of the AccessArt Progression Plan

Turkish Map Fold

What We Like About


This Resource...

“This activity is a great example of how we can use paper as the focus of creativity. Often we use paper purely for drawing or painting on, but here, it is central to the activity itself. While these particular folded sculptures have their roots in Turkish culture, you could still deliver the activity if looking at things like Origami too, thus linking it across different cultures” – Rachel, AccessArt

You Might Also

Like... .

Puzzle Purses Part 1



Puzzle Purses Part 2



Paperback Figures



Curtis Holder: Art & Education

Scaffolding Projects

**Which Artists: Liz
West**

**What We Like About
This Resource...**

“It’s really interesting to hear how the interest Liz has in the quality of light comes from a

personal place and is something she has responded to since childhood. Seeing how her work has developed over the years is therefore a really positive reinforcement that individual creative journeys, where nurtured, are so central to a rich arts education. We also love hearing Liz is always on the 'quest for knowledge' – meaning she is open to her ideas constantly evolving and the process of gathering new information and inspiration never stops!" – Rachel, AccessArt

You May Also Like...

Pathway: Brave Colour



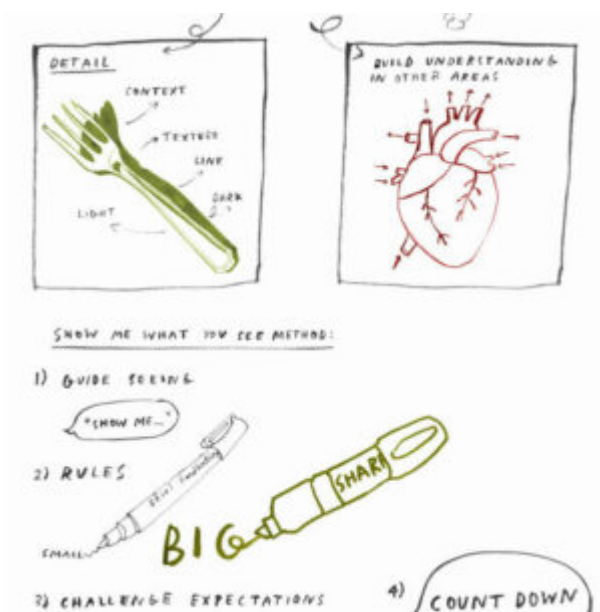
This is featured in the
'Brave colour' pathway

using sketchbooks to make
visual notes



Find out how pupils can respond to artists work in sketchbooks

Show me what you see



Enable close looking and drawing with this exercise


Lightbulb Art



Mini World Light Boxes



Visual Arts Planning: Light and Dark



Collage Streets

What We Like About

This Resource...

“This project provides a real opportunity for children to engage with a range of different processes to produce truly individual final results. Jan Miller is an experienced teacher and connects her projects well with learning outcomes. In this case, children are encouraged to have a loose approach and to make their own creative decisions – which is such a valuable part of any child (or adults!) creative education”. – Rachel, AccessArt

You Might Also Like...

Painted Houses



One Line Street

World War I Mail Art

What We Like About This Resource...

“This project links poignant subject matter with meaningful art processes and local history. What we learn about the repurposing of materials, (in this case spent ammunition) reaffirms how we can use what is around us as a starting point to making and creating. You could extend or adapt this project by

looking at broken pottery, re
purposing that into new
sculptures that link with Roman
or other local historical
cultures” – *Rachel, AccessArt*

**You May Also
Like...**



[Henry Moore's Shelter](#)

Drawings



Remembrance Day Soldiers



For Remembrance Day

Which Artists: Claire Harrup

What We Like About This Resource...

“We really enjoyed reading about the process of creating art work according to a design brief and how the experience of this differs to when an artist begins with their own idea or concept. That’s not to say an artist can’t approach a brief with

their own individual style and ideas, but what this post shows us is that there can be a balance between the two. This would be a great resource to show older KS pupils who may be beginning to consider their options beyond Primary School".
– *Rachel, AccessArt*

You Might Also Like...

Pathway: 2D Drawing to 3D Making



This is featured in the
'2D Drawing to 3D Making'
pathway

Talking Points: Packaging Design




What is Typography



Which Artist: Rachel Parker



Repeating Patterns



Block Printing Repeat Patterns



Which Artists: Theresa Easton

What We Like About This Resource...

“It’s interesting to hear Theresa describe Printmaking as a social activity, with the shared use of materials and equipment so central to the practice. This could be a positive way of working for lots of children in school, where

instead of just working on individual art work, they can collaborate and embrace the creative sharing experience!” – *Tobi, AccessArt.*

You Might Also Like...



[Monoprint Animals](#)



Screen printing Inspired by Matisse



An Exploration of Shepherd

Fairey

Thoughts About the Art & Design Curriculum by Paul Carney

DrawAble: My Tiger

Sketchbook by **Inbal Leitner**

What We Like About This Resource...

“This resource is a lovely example of how words and text can generate ideas, which can then be transferred to paper. Working in this way with children is a great way for them to engage with literature – and to have an individual response. Try reading poems out loud to a class and ask them to list all

the images that spring to mind before exploring those images through drawing". – *Rachel, AccessArt*

You May Also Like...

Pathway: Telling Stories through drawing and making



[This is featured in the](#)

'Drawing Stories Through Drawing and Making' pathway

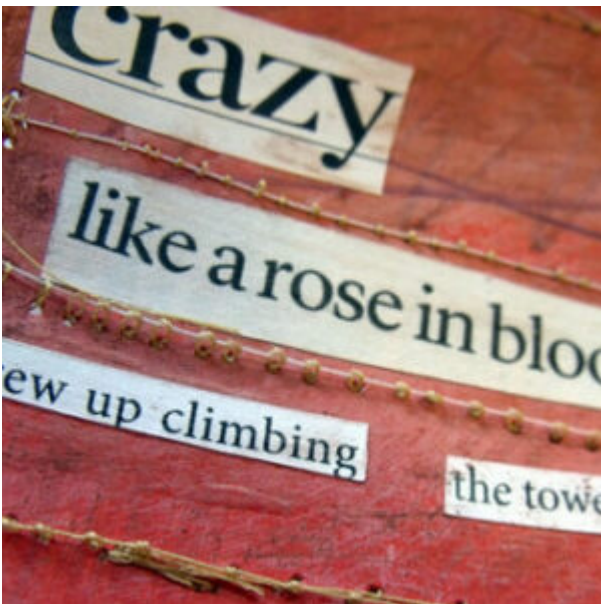
Rosie Hurley: Esio Trot



Poetry and Printmaking



Found Poetry



Drawable: The Ingredients and Elements of the Poem by Inbal Leitner

**You Might Also
like...**

**Pathway: Telling Stories
through drawing and making**



This is featured in the
'Drawing Stories Through
Drawing and Making'
pathway

DrawAble:

Unfolding Stories

by Inbal Leitner