

Download an Editable Version of the AccessArt Progression Plan

AccessArt members can download the PPT version of the AccessArt Progression Plan for Making, so that you can edit the document to suit your school's needs. However please be aware that we regularly update our documents in response to changing requirements, and to incorporate the latest resources on our site, so you will want to check in each year with the master version available below to check for relevant recommended changes.

Please login to AccessArt editable versions of the AccessArt Progression Plan. If you are not already a member you can [find out more about membership here.](#)

	Please log in here to access full content.	
Username	<input type="text"/>	
Password	<input type="password"/>	
	<input type="button" value="Login"/>	<input checked="" type="checkbox"/> Remember me
	Forgot Password	

To access all content, I would like to

join as...

An Individual



Creative practitioners, educators, teachers, parents, learners...

From £3.50

An Organisation...



Schools, Colleges, Arts Organisations: Single and Multi-Users
From £42

AccessArt is a UK Charity and we believe everyone has the right to be creative. AccessArt provides inspiration to help us all reach our creative potential.

Turkish Map Fold

What We Like About This Resource...

“This activity is a great example of how we can use paper as the focus of creativity. Often we use paper purely for drawing or painting on, but here, it is central to the activity itself. While these particular folded sculptures have their roots in Turkish culture, you could still deliver the activity if looking at things like Origami too, thus linking it across different cultures” – *Rachel, AccessArt*

You Might Also Like...

Puzzle Purses Part 1



Curtis Holder: Art & Education

Scaffolding Projects

Which Artists: Liz West

What We Like About This Resource...

"It's really interesting to hear how the interest Liz has in the quality of light comes from a personal place and is something she has responded to since childhood. Seeing how her work has developed over the years is therefore a really positive re enforcement that individual creative journeys, where nurtured, are so central to a rich arts education. We also love hearing Liz is always on the 'quest for knowledge' – meaning she is open to her ideas constantly evolving and the process of gathering new information and inspiration never stops!" – Rachel, AccessArt

You May Also Like...

Pathway: Brave Colour



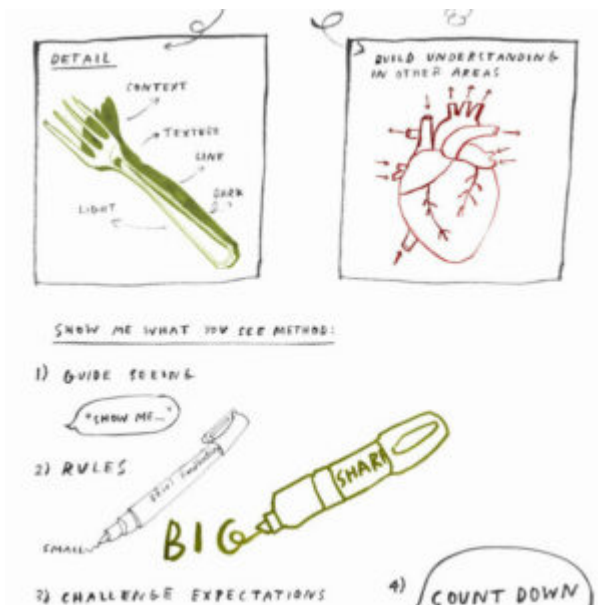
[This is featured in the 'Brave colour' pathway](#)

using sketchbooks to make visual notes



Find out how pupils can respond to artists work in sketchbooks

Show me what you see



Enable close looking and drawing

with this exercise

Lightbulb Art




Mini World Light Boxes



Visual Arts Planning: Light and

Dark



Collage Streets

What We Like About This Resource....

“This project provides a real opportunity for children to engage with a range of different processes to produce truly individual final results.

Jan Miller is an experienced teacher and connects her projects well with learning outcomes. In this case, children are encouraged to have a loose approach and to make their own creative decisions – which is such a valuable part of any child (or adults!) creative education”.
– *Rachel, AccessArt*

You Might Also Like...

Painted Houses



One Line Street



Responding to Place



World War I Mail Art

What We Like About This Resource...

“This project links poignant subject matter with meaningful art processes and local history. What we learn about the re purposing of materials, (in this case spent ammunition) re affirms how we can use what is around us as a starting point to making and creating. You could extend or adapt this project by looking at broken pottery, re purposing that into new sculptures that link with Roman or other local historical cultures” – *Rachel, AccessArt*

You May Also Like...



Henry Moore's Shelter Drawings



Remembrance Day Soldiers



[For Remembrance Day](#)

Which Artists: Claire Harrup

What We Like About This Resource...

“We really enjoyed reading about the

process of creating art work according to a design brief and how the experience of this differs to when an artist begins with their own idea or concept. That's not to say an artist can't approach a brief with their own individual style and ideas, but what this post shows us is that there can be a balance between the two. This would be a great resource to show older KS pupils who may be beginning to consider their options beyond Primary School". – *Rachel, AccessArt*

You Might Also Like...

Pathway: 2D Drawing to 3D Making




Talking Points: Packaging Design



Which Artist: Rachel Parker



Repeating Patterns



Block Printing Repeat Patterns



Which Artists: Theresa Easton

What We Like About This Resource...

“It’s interesting to hear Theresa describe Printmaking as a social activity, with the shared use of materials and equipment so central to

the practice. This could be a positive way of working for lots of children in school, where instead of just working on individual art work, they can collaborate and embrace the creative sharing experience!" – *Tobi, AccessArt.*

You Might Also Like...



[Monoprint Animals](#)



Screen printing Inspired by Matisse



An Exploration of Shepherd Fairey

Thoughts About the Art & Design Curriculum by Paul Carney

**DrawAble: My Tiger
Sketchbook by Inbal
Leitner**

What We Like About This Resource....

“This resource is a lovely example of how words and text can generate ideas, which can then be transferred to paper. Working in this way with children is a great way fo them to engage with

literature – and to have an individual response. Try reading poems out loud to a class and ask them to list all the images that spring to mind before exploring those images through drawing”.
– *Rachel, AccessArt*

See This Resource Used In Schools





You May Also Like...

Pathway: Telling Stories through drawing and making



This is featured in the 'Drawing Stories Through Drawing and Making' pathway

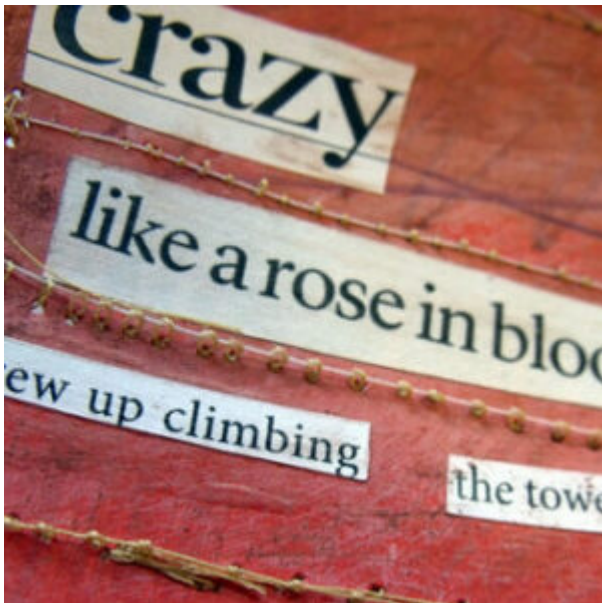
Rosie Hurley: Esio Trot



Poetry and Printmaking



Found Poetry



Drawable: The Ingredients and Elements of the Poem by Inbal Leitner

You Might Also like...

**Pathway: Telling Stories through
drawing and making**



[This is featured in the 'Drawing](#)

Stories Through Drawing and Making' pathway

**DrawAble: Unfolding
Stories by Inbal
Leitner**

**Creative Pedagogy &
Pathways: The Wish List**

We are all passionate about the importance of art education, and we all represent different audiences. To help explore how we can help support each other to help create a more sustained

pipeline from early years through to life long learning, and to build new links within the pipeline, we need to consider our Wish List. The audiences we work with do not exist in a vacuum – they are part of a larger picture. By sharing our wish lists we might be able to see where we can better support and learn from each other.

Thinking in particular about the individuals, organisations and institutions around you, what would you like to ask of them? Is there a type of organisation you have never had experience of collaborating with, but would like to.

Some examples:

- You are a secondary school teacher. Can you describe the traits of Yr 7 pupils you would love to inherit from your feeder primary school.
- You work in HE. You've never worked

with EYFS teachers, or children that age, but you'd quite like to see what goes on in early years education to better understand the other end of the educational chain.

- You work in FE. What would you like to ask GCSE and A level teachers to develop – in terms of skills in Foundation Course Students?
- You work in a creative industry. Which skills would you like to elevate in primary and secondary schools?
- You are a practising artist/designer. Think back to your 7 year old self. What gift list would you wish on your 7 year old self? On your 85 year old self?
- There is an issue which you come up against time and time again. What is it and how can your wish list fix it? Who are you asking for help?

How to Share Your Wish List

1. Teachers, Educators, Policy Makers, Stake Holders, Parents, Artists and Students – We invite EVERYONE to send us your wish list, [by email](#), and we will share as many of those lists as we can via the AccessArt website.
-

Taking Stock: What a Game of Snakes & Ladders Made Me Think About Art Education

An Exploration of Pandora's Box

You Might Also Like...



[Ancient Greek Lyres](#)



Decorative Coil Clay Pots



Visual Arts Planning: Clay

Which Artists: Ava Jolliffe

Which Artists: 2B or Not 2B

Sketchbook Journey At Haslingfield Primary School

Creativity Medals

See the Resource Used in Schools...





What We Like About This Resource...

“The sentiment behind this resource idea is lovely and it provides an opportunity to really develop some fine motor skills as well as independence of approach. Taking ownership of the medal design means the sense of achievement is heightened beyond the children just being given one. You can really imagine the positive energy that would surround this activity within a classroom, with each child working on a shared project but embarking on their own creative

journey.” – *Rachel, AccessArt*

You May Also Like...

Pathway: Playful Making



[Featured in the 'Playful Making' pathway](#)

Talking Points: Introduction to sculpture

Sculpture.mp4



Clay Art Medals



Talking Points: Nnena Kalu



Talking Points: Linda BELL

