

# Let Me Inspire You: Emma Burleigh

<< Back to [Let Me Inspire You](#) menu

Artist Emma Burleigh shares her passion for watercolour.

Be inspired by some of Emma's work below, or move on to the Exploring Through Watercolour Activity by Emma.

## Exploring Through Watercolour Part One



## Exploring Through Watercolour Part Two






## Exploring Through Watercolour Part Three














---

**This is a sample of a resource created by UK Charity AccessArt. We have over 1500 resources to help develop and inspire your creative thinking, practice and teaching.**

**AccessArt welcomes artists, educators, teachers and parents both in the UK and overseas.**

**We believe everyone has the right to be creative and by working together and sharing ideas we can enable everyone to reach their creative potential.**


**You May Also Like...**

**Pathway: Exploring Watercolour**



[Featured in the 'Exploring Watercolour' pathway](#)

**Talking Points: Paul Klee**



[Explore the work of Paul Klee](#)

---

# **DrawAble: Exploring Through Watercolour by Emma Burleigh Part Three**

**See This Resource Used In  
Schools...**








---

# **DrawAble: Exploring Through Watercolour by Emma Burleigh Part Two**

**See This Resource Used In  
Schools...**









---

# **DrawAble: Exploring Through Watercolour by Emma Burleigh Part One**

---

**DrawAble: Making a Folded Sketchbook By Paula Briggs**

---

**DrawAble: Straight Line Drawings with Lorna Rose**


---

**DrawAble: Making GIFs with Lizzie Knott**

---

**Drawable: The 3 Panel Drawing Challenge with Rozi Hathaway**

**See This Resource Used in Schools...**



---

**Drawable: Globe Paintings by  
Stephanie Cubbin**

---

**Let Me Inspire You: Tonka Uzu**

---

**Let Me Inspire You: Rozi  
Hathaway**

---

**Let Me Inspire You: Isobel  
Grant**

---

**Let Me Inspire You: Jo Blaker**

---

# Let Me Inspire You: Rose Feather

---

## Art Club Cafe

Use a range of making and modelling techniques to create a cafe, including modroc doughnuts and fabric pizzas!

---

## Shadow Puppet Making and Performance

How Middle Eastern architecture was the inspiration behind a shadow puppet show for a year 4 class. A great opportunity for children to learn the technical aspects of making puppets, but also using narrative and story to create a performance.

---

## Back – Painted Portraits

How to create portraits using an effective back painted technique. A great activity to explore less traditional

portraiture methods that is suitable for a wide range of primary age groups.

---

## Mark Making & Sound: Part Three

### You May Also Like...

#### Mark Making & Sound: Part One



#### Mark Making & Sound: Part Two



## Pathway: Music and art



This is featured in the 'Music and Art' pathway

---


# Mark Making & Sound: Part Two

## You May Also Like...

### Mark Making & Sound: Part One



### Mark Making & Sound: Part Three



## Pathway: Music and art



[This is featured in the 'Music and Art' pathway](#)

---


## Mark Making & Sound: Part One

## You May Also Like...

Mark Making & Sound: Part Two



## **Mark Making & Sound: Part Three**



## **Pathway: Music and art**



[This is featured in the 'Music and Art' pathway](#)

**Drawing to a Slow Rhythm**



**Inspired by Miro**



## Drawing to Music

