

The World Needs Your Creativity: Winners!

It's been amazing to see the animations entered for the [#BeACreativeProducer Animation Competition](#)! The teenage [#BeACreativeProducer team](#) of Alex, Amelia, Immy, Lluís and Rowan can be very proud of all the creativity they have inspired!

We had a very difficult but hugely enjoyable time watching the animations and thinking carefully about how to choose the winners. We had 32 entries: the standard was very high and the outcomes very varied.

"All the entries we received were really very impressive. The ways everyone interpreted the brief were engaging and interesting but all completely unique – some of them made us laugh and others made us cry! The range of topics made them quite difficult to judge as they were all such high quality! Well done to everyone who took part for entering such incredible animations – and especially to those who won prizes and were shortlisted." [Immy, #BeACreativeProducer Team Member](#)

In the end, after judging against our criteria (did the animation answer the brief? was it innovative? did it communicate its message?) the team decided we had to have more prize winners! Using money raised in their Crowdfunder as prize

money, the teenage team very generously decided themselves to award the following prizes!

Congratulations to all who entered – its was such a hard choice and we loved receiving your work. All the entries below will be shown at the [Opening Night of the #BeACreativeProducer Project at Cambridge Junction](#) on the 28th February 2019.

Watch this space for the next competition.

Winner – Ben Heiss

The Henry's Odyssey Prize Wins £100 Voucher

The #BeACreativeProducer team of judges loved the very clear message behind this animation which answered the brief of “The World Needs Your Creativity” so brilliantly. They also thought the music worked well with the visuals. Great story telling and great pace! Well done Ben.

The Henry's Odyssey Prize is sponsored by [Sarah Cannell in aid of Henry's Odyssey](#)

**Second Prize – Zuzanna,
Mariam, Malaikah**

**The Scolaquip Prize – Wins
£75 Voucher**

The judges thought this was a very powerful animation and very much echoed the messages behind the larger #BeACreativeProducer project. Created by 3 girls from Dixons City Academy in Bradford, the judges loved it because it was graphically very strong.

The ScolaQuip Prize is sponsored by [Scola](#)

**Runner Up – Finlay
Wins £50 Voucher**

This judges loved this animation by Finlay for its quirky humour and use of objects and technology as props for the animation. Thank you Finlay for making us laugh, and a great message too!

Leo, Jack, Sara, Megan & Dora Each Entry Wins £20 Voucher

It was SO hard deciding who should win, and the following animations came very close. We decided we had to give them a special mention. Varying so much in style and outcome, please enjoy watching the four animations included in the next showreel, by Leo, Jack, Sara, and Megan & Dora...

INSPIRE 2020

AccessArt has been delighted to have worked with [Kate Noble](#), Miranda Stern, Alison Ayres, Sarah Villis and Holly Morrison, from the [Fitzwilliam Museum Learning Team](#), to inspire primary school teachers, in and around Cambridgeshire, to use the Museum Collection to support their pupils' learning and creative development.

The aim of this series is to give teachers the

confidence to work in museum spaces, responding to objects and sharing ideas.

The focus of this workshop is on painting '*The Story of Cupid and Psyche*' by Jacopo del Sellaio, an Italian painter working in Florence, Italy in the 1400s. However, the resources below can be adapted to any painting in your local gallery or museum.

Below you will find a series of activities used to explore the painting, starting with CPD for teachers run by AccessArt and the Fitzgerald Gallery in Cambridge, followed by a series of resources exploring the impact of the project in schools.

The collection of resources below was used by teachers during the Inspire 2020 Programme, running throughout 2019. Find out how this ambitious project affected schools across Cambridge. Read more about the impact of Inspire 2020 [here](#).



Inspire 2020 Programme Goals

▪ **CONFIDENCE**

Teachers and pupils will develop confidence working in the museum spaces, responding to museum objects and sharing their ideas.

Teachers will develop their confidence teaching and advocating for art and design within their school.

▪ **KNOWLEDGE**

Teachers and pupils will develop knowledge of museum objects, art forms and art skills through inspiring interactions with museum objects.

Teachers and pupils will develop knowledge of how to plan and deliver cross-curricular projects.

Teachers and pupils will develop a better understanding of how to promote child led enquiry based learning within their setting.

Teachers will develop their knowledge of how to plan and deliver high quality art experiences for their pupils.

▪ **CREATIVE THINKING**

Teachers and pupils will respond creatively to the collection in a variety of different ways, e.g. talking, drawing, mark making, modelling, moving, writing.

Teachers and pupils will use imaginative, inquisitive, persistent, collaborative and reflective approaches when responding to the museum objects, collections and spaces.

Inspire: Teachers

Talking Points: The Story of Cupid and Psyche by Jacopo del Sellaio



Start by exploring the narrative behind the painting 'The Story of Cupid and Psyche' in this ["Talking Points"](#) written by Kate Noble.

Introduction for Participating Teachers and Educators



Find out how teachers used drawing, collage and making to explore Jacopo del Sellaio's Cupid and Psyche at the Fitzwilliam Museum, Cambridge. [Find out more here](#).

Introduction for Participating Teachers and Educators



This post shares how teachers interpreted the processes involved in using egg tempura, a medium used during the Italian Renaissance, as part of the CPD programme for Inspire 2020. [Explore Egg Tempura here](#).

Inspired: Students

Inspired! Psyche's Resilience by The Fitzy Peters



Natalie shares the pupils' Inspire journey and their response to the Renaissance painting of Cupid and Psyche by Jacopo Del Sellaio at the Fitzwilliam Museum, Cambridge. [Explore here](#).

INSPIRED! 'THE TREE' BY YEAR ONE AND TWO AT HAUXTON PRIMARY SCHOOL



[This post](#) shares pupils' Inspire journey and all that they learned in response to looking at the

**Renaissance painting at the Fitzwilliam Museum,
Cambridge, and where Science and Art can meet.**

Inspired! Re-Creating Cupid and Psyche in Mixed Media by Year Fives at Linton Heights



This post shares the pupils' Inspire journey and how they worked together exploring mixed-media on a large scale making a creative response to the Renaissance painting at the Fitzwilliam Museum, Cambridge. [Read more](#).

Inspired! Making at Linton Heights Junior School



See how Anna Campbell integrated this project across different subjects to progress pupils' making skills throughout the year groups. [Find out how.](#)

Resources on AccessArt

AccessArt Drawing Prompt Cards



Drawing in the National Curriculum



Feeling Through Drawing



Ten Minutes, Five Times a Week



Tools: Introducing Sketchbooks and Self-Directed Learning

Sketchbooks in Primary Schools



Developing Your Sketchbook Approach



Making Sketchbooks at the Fitzwilliam Museum, Cambridge



Tools: Introducing Themes and Storyboards

AccessArt Collection: Resources which Support Literacy



Drawing Storyboards with Children by Paula Briggs



Illustrating Stories: Creating a Storyboard and First Dummy Book



Tools: Colour

Colour Wheel for Infants and Juniors



EXPLORING PRIMARY COLOURS AND PROGRESSING WITH PAINT



Exploring Watercolour at the Fitzwilliam Museum Cambridge with AccessArt



How to Make Beautiful, Liquid Drawings Inspired by Degas



Tools: The Figure

AccessArt Collection: Drawing from a Live Model



**Self Portraiture Photography by Anna
Linch**



Spotting Potential and Nurturing a Young Talent



Tools: Nature and Landscape

Layers in the Landscape by Emma Davies



Wax Resist Autumn Leaves by Rosie James




AccessArt Collection: Trees, Forest and Landscape



Tools: Collage

Gathering Marks and Tearing Paper to Appreciate Prints by Goya, Turner and Cornelius at the Fitzwilliam Museum, Cambridge



From Drawing to Collage to Casting by Louise Shenstone




Jo Allen and Rachael Causer at Ridgefield Primary School



Tools: Materials led Exploration

AccessArt Collection: Houses, Homes and Architecture



MAKING SCULPTURAL INTERPRETATIONS OF 18TH CENTURY PORTRAITS AT THE FITZWILLIAM MUSEUM



Making a Lyre Inspired by the Ancient Greeks



Conclusions

Inspire 2020 is not about static endings but about discovery, open experimentation and play.

The end point might just be a snap shot of a long process and not a final conclusion.

We hope that Inspire 2020 will give schools plenty of time and scope to play and find new avenues to explore, led by the children's and teachers', inspirations, fed by great art and hands-on creative processes.

We hope that along the way new skills and ideas will be cemented and creativity will be embedded as a resource to draw from for life.

Find Out More About Take One Picture



Inspired by the National Gallery's
Take One Picture programme

The
Fitzwilliam
Museum
CAMBRIDGE



UNIVERSITY OF CAMBRIDGE
MUSEUMS
& BOTANIC GARDEN



Supported using public funding by
**ARTS COUNCIL
ENGLAND**



‘Meet and Make’ Teacher CPD Event and Resource Share

See how teachers, museum educators, the local scrap store and arts organisations were brought together for a making session

inspired by Brilliant Makers at Arbury Primary School,
Cambridge with year three teacher Eilis Hanson.

Simple Animation: Making a Flick Book

Flick books are a great way to make simple animations.

Animation Software

Simple advice to help you chose and use accessible animation software and hardware. No experience needed!

The Making of: “Everyone Else is Better Than Me!”

Simple animation technique using a vegetable, but a great example of how a clear message and thoughtful animation can communicate emotion.

Nursery Night Time Collage

Inspired by the AccessArt Village, artist Rachel Thompson works with pre-school aged children in St Matthew's Nursery School, Cambridge to make their very own night time scenes with collage and wax-resist.

Making the Gift of Home this Winter

The AccessArt Village in the Ruskin Gallery, Cambridge and how to celebrate community, creativity and home.

Santa comes in all Shapes and Sizes: Yr 3 Make Bouncing Santas!

A fun end of term project that would also be perfect to do at home – making model Santas with character! Jan Miller share a process to make 3D model Santas using simple materials and processes. This activity can be used with children aged 7 to 14 (any KS, 2, 3 children).

All That Glitters...

Teacher and artist Jan Miller shows year three pupils works by the artist Andrew Logan. Pupils then have fun playing with materials that glitter and sparkle, developing their design and making skills to produce personalised brooches, decorative images of celebrities and gorgeous treasure glitter boards. Finally, they explore portrait drawing, creating a sparkly 'selfie'!

Making A Creative Response – Physical to Aural

As part of the teenage #BeACreativeProducer Project, we have been exploring how we can trust and use “instinct” in relation to finding starting points to generate ideas and enable creativity. In this post, AccessArt Young Artist Alex Tunstall shares what happened when he received a “box” of physical stimuli to inspire an aural response.

Simple Casting Techniques – by Melissa Pierce Murray

Artist Melissa Pierce Murray led a series of workshops for teenagers exploring a variety of casting techniques.

Hand Casts

In this post, artist Melissa Pierce Murray, shows, step-by-step, how teenagers made modroc casts of their hands.

Clay Moulds


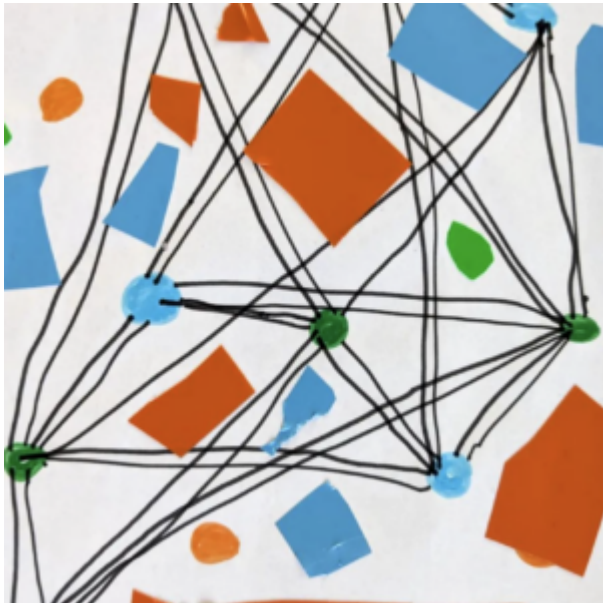
In this post, artist Melissa Pierce Murray, shows, step-by-step, how teenagers explored plaster casting by making simple clay 'waste moulds' and then moved on to making simple 'two piece moulds'.

Alginate Casting

Artist Melissa Pierce Murray introduces teenagers to the process of casting with non-toxic and fast-setting alginate.

Rules and Resolutions

See This Resource Used In Schools...





You May Also Like...

Pathway: Exploring pattern



[This is featured in the 'Exploring Pattern' pathway](#)

Talking points: Andy Gilmore



talking points: Louise Despont



Journeys

Melissa Pierce Murray explores the theme of Journeys with teenagers. Inspired by the work of Kandinsky, teenagers explored how to capture the tone, texture and feel of a place or a movement.

Christmas and the Festive Season

Seasonal Drawings: Observation,
Composition and Colour



[_](#)Taking inspiration from drawing cakes, AccessArt explores how to develop observation, composition and colour to make, beautiful seasonal drawings. These drawings were made over three, one hour long sessions.

Decorated Paper Bowls



[_](#)Children aged 6 to 10 work with Paula Briggs to bring together their drawing and making skills to make Christmas bowls!

Winter Still Life



Teenagers, from AccessArt's Experimental Drawing Class, explored building a layered drawing of a winter still life, during a one and a quarter hour session, on a dark, December evening.

Snowflakes



Artist Melissa Pierce Murray leads a festive workshop in which teenagers explore the shapes of snowflakes, then use these experiments to decorate Christmas cookies with designs in icing and egg tempura.

Composite Still Life Studies in

Candlelight



With winter's dark and long nights comes the perfect time of year to explore light and dark in drawing.

Fruit Pinch Pot Project



Ceramicist Rachel Dormor shares a workshop idea suitable for primary or secondary aged children. Working in clay, pupils take their inspiration from drawings of fruit to make simple pinch pot mugs.

Lino Printing Christmas Cards



[_A useful resource which explores how to use lino printing to make seasonal greeting cards.](#)

Making Felt Sailing Boats by Ruth Purdy



[_Artist educator Ruth Purdy uses colourful felt in a project sewing boats with adults in care.](#)

Drawing Flames



[_](#)Guided drawing exercises with Sheila Ceccarelli, exploring mark making to the rhythm of a burning flame.

Painting on Glass



[_](#)Paula Briggs works with children exploring painting on glass to create hanging roundels with a winter theme.



[_](#)A fun end of term school project that would also be perfect to do at home – making model Santas with character! Jan Miller share a process to make 3D model Santas using simple materials and processes.

Eraser Printmaking with Morag Thomson Merriman



[_](#)Artist Morag Thomson Merriman describes how to use erasers for effective and fun printmaking on the kitchen table.

Drawing in the Dark: Developing a Visual Language

Animating Hands!

Using image frames from video to create quirky animations of hands moving!