

# Withy Butterflies

Art educator Anne-Louise Quinton shares a workshop for making a flock of large, withy butterflies, creating a colourful and dramatic artwork.

---

**Inspired by Edgar Degas:  
Printmaking, Drawing &  
Sculpture at the Fitzwilliam  
Museum Cambridge with  
AccessArt**

---

## Making Sculpture Inspired by Degas

This resource explores sculpture by French artist Edgar Degas (1834-1917) and shows how hands-on sculptural processes can be facilitated in a classroom. This resource was created in collaboration with AccessArt and the Fitzwilliam Museum, Cambridge.

---

# How to Make Beautiful, Liquid Drawings Inspired by Degas

This resource looks at drawings by the French artist, Edgar Degas (1834-1917), and how to enable the production of beautiful, 'inky drawings' in the classroom. This resource was created in collaboration with AccessArt and the Fitzwilliam Museum, Cambridge.

---

## Midi Art

AccessArt Young Artist Alex Tunstall shares how he explored midi art as part of a more open-ended exploration of developing his skills in Logic Pro X to compose music for animations for the #BeACreativeProducer Project.

---

## Making Monotypes Inspired by Degas

This resource shares how Edgar Degas made his 'inky drawings,' or monotypes, and how the process of mono-printing can be further explored in the classroom – In collaboration with the Fitzwilliam Museum, Cambridge

---

# Colour Wheel for Infants and Juniors

In this post, artist educator Rosie James, shows her open-ended and experiential approach to introducing the colour wheel to primary aged children throughout the key stages.

---

## Primal Painting

## You May Also Like...

**Pathway: using natural materials to make images**



[This is featured in the 'Using Natural](#)

## Materials to Make Images' pathway

### **Talking Points: Frances Hatch**



### **Talking Points: Anna Atkins**



### **Talking Points: What is a cyanotype**



## Talking Points: Cave Art



## Working In and with the landscape



---

## **Sculpture from Sculpture**

Inspired by sculptures by Henry Moore, Barbara Hepworth and Jacob Epstein and looking at 'inside' and 'outside' shapes, students created their own constructions with help of artist Anne-Louise Quinton.

---

## **An Exploration of Artwork by Shepard Fairey**

---

# Screen Printing with Screen Mesh: Screen Printing Hack

---

## Find Your Message (To The World)

### You May Also Like...

Pathway: Print & Activism





[This is featured in the 'Print & Activism' pathway](#)

**Talking Points: Luba Lukova**




**Talking Points: Faith Ringgold**



**Talking Points: Kate DeCiccio**





## **Talking Points: Shepard Fairey**



---

**Shepard Fairey, Propaganda  
Art, Screen Printing &**


# Teenagers! Collection Page

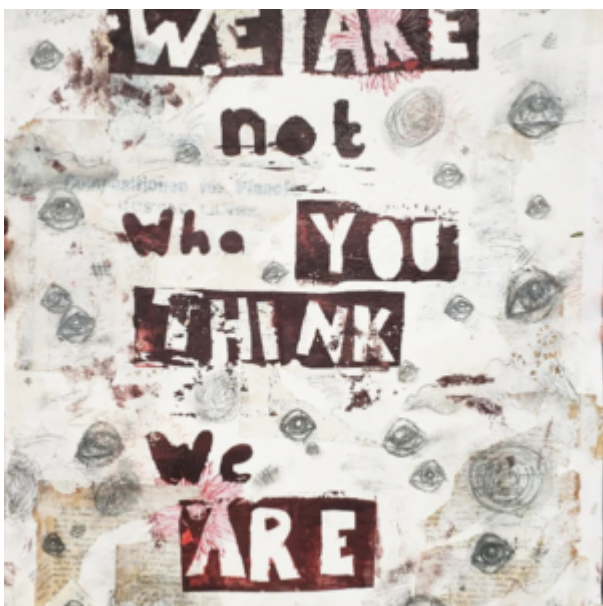
---

## Teenagers Make Propaganda Art Inspired by Shepard Fairey

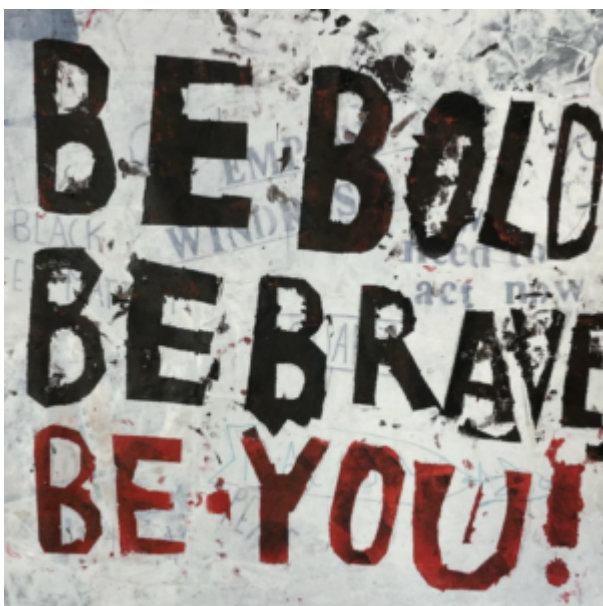

See This Resource Used In Schools...



















**You May Also Like...**

**Pathway: Print & Activism**



**This is featured in the 'Print & Activism' pathway**


**Talking Points: Luba Lukova**



**Talking Points: Faith Ringgold**



**Talking Points: Kate DeCiccio**



**Talking Points: Shepard Fairey**



---

## **Screen Prints Inspired by Shepard Fairey**

---

## **From Bones and Body to Structure and Form – by Melissa Pierce Murray**

Artist Melissa Pierce Murray worked with teenagers from AccessArt's Experimental Drawing Class on a series of workshops which physically explored drawing and sculptural responses to form, forces and anatomy.

---

**Sensing Form: Using Feel to Manipulate Clay with Linda Green**

---

**#BeACreativeProducer Workshop with Primary-Aged Children**

---

**Making Sculptural “Wild Things” (Session 2 & 3)**

**See This Resource Used In Schools...**











## You May Also Like...

**Pathway: Drawing and Making Inspired by Maurice Sendak**



[This resource is featured in the 'Drawing and Making Inspired by Maurice Sendak' pathway](#)

**talking points: maurice sendak**



**session recording: exploring modroc**



---

**Making      Sculptural      “Wild**

# Things” (Session 1)

This resource forms part of a series which enable primary-aged children to explore drawing and making inspired by Maurice Sendak’s “Where the Wild Things Are”.