

Time to Introduce Ourselves – Initial Sculpture!

By [Sheila Ceccarelli](#)

First evening back at [Cambridge ArtWorks](#) for AccessArt's Experimental Drawing Class for Teenagers, and I thought it would be fun to start the session making!

Mindful that it was the first session back and teenagers might need to introduce themselves to each other again, I set the challenge to create a 3D, sculptural interpretation of the first letter of their name.



'S' for Sheila

	Please log in here to access full content.	
Username	<input type="text"/>	<input type="text"/>
Password	<input type="text"/>	<input type="text"/>

	<input type="button" value="Login"/> <input checked="" type="checkbox"/> Remember me
	Forgot Password

To access all content, I would like to join as...

An Individual



Creative practitioners, educators, teachers, parents, learners...

From £3.50

An Organisation...



Schools, Colleges, Arts Organisations: Single and Multi-Users
From £42

AccessArt is a UK Charity and we believe everyone has the right to be creative. AccessArt provides inspiration to help us all reach our creative potential.

Art in Schools: Linton Heights Junior School

Marbling for Surface Design by Ruth Purdy

Working with Children and Vulnerable Adults?

When you work with children and young people it is important to have a child protection policy in place (and where appropriate you should ensure this extends to cover vulnerable adults).

You can find guidance from the [Charity Commission here](#).

[Download AccessArt's Policy Document here](#). Please note that this is our working document – you may use this for reference only.

Find Insurance for Art Workshops

The following webpage has information to help you find insurance as a workshop leader / visiting artist:

<http://www.publicartonline.org.uk/resources/practicaladvice/advicartists/insurance.php>

Back to all you need to know about [The Brilliant Makers Club](#).

Early Primary Sketchbook Exploration

**Lights | Camera | Action | we
all love glow-in-the-dark
tape! By Sara Dudman**

Doodling with Stuff

Paula Briggs shows how to create a safe environment for pupils to explore a range of materials which they would be able to manipulate and transform.

Collagraph, Collage and


Stitch: Make a Image of Your Home on Fabric

The August Creative Challenge Gallery – Week Four

Drawing Spirals

See How This Resource Is Used in Schools...









You May Also Like...

Pathway: Spirals



[Featured in the 'Spirals Pathway'](#)

Talking Points: Molly Hausland



The ancient art of kolam



**The August Creative Challenge
Gallery – Week Three**

Drawing with a Ruler

You May Also Like...

Pathway: Exploring Form Through Drawing




[This is featured in the 'Exploring Form Through Drawing' pathway](#)

Pathway: Stick Transformation project




[This is featured in the 'Stick Transformation Project' pathway](#)

The drawing journey



See Drawing Projects for Children for more Drawing Exercises



Supersized Jewellery

More Making and Drawing projects for children



[Make, Build, Create and Drawing Projects for Children, BlackDog Publishing 2015/2016](#)

Developing Sketchbook Work with Pink Pig Sketchbooks

Find more drawing and making ideas!



[Drawing Projects for Children and Make, Build, Create. Blackdog Publishing 2015/2016](#)

Join Us for an August Creative Challenge!

The August Creative Challenge Gallery – Week Two

Tie Dye

Rio 2016! – Sporty / Sunbathing Dolls

Inspired by Rio 2016, the AccessArt Friday Club made dolls from modroc and wire, exploring costumes and personality!

Steampunk Robots: A Kitbash

Sculpture Unit

This resource, by Esmé Dawson, shows the processes students went through to create a robot sculpture that could live in a steampunk world. The main technique used was 'kitbashing;' the art of making a sculpture by taking bits out of broken plastic toys or using found and recycled objects.