

# The August Creative Challenge Gallery – Week Four

See the images and comments for the fourth week of the August Creative Challenge below.

**If you would like to upload and share your work, follow these simple instructions:**

Take photos of your work, as well lit as possible, save to your computer and upload images via the “Leave a Reply” box at the bottom of the Gallery page. If you are using a digital camera, resize images using Picasa, Photoshop or other editing software to a width of approx 600 px. Larger images may not upload. If you take photos with a smart phone, you will not need to resize your images.

Please feel able to comment on other people’s images, and to share your own experience. We hope you will join us for this fun challenge!

You can also Like the idea on our [Group Facebook page](#), or follow the [AccessArt Visual Diary board on Pinterest](#).


[The main page for the August Creative Challenge](#)

---


## Drawing Spirals



# See How This Resource Is Used in Schools...













# You May Also Like...

## Pathway: Spirals



[Featured in the 'Spirals Pathway'](#)

**Talking Points: Molly Hausland**



**The ancient art of kolan**





---

## **The August Creative Challenge Gallery – Week Three**

---

### **Drawing with a Ruler**

### **You May Also Like...**

**Pathway: Exploring Form Through Drawing**





[This is featured in the 'Exploring Form Through Drawing' pathway](#)


**Pathway: Stick Transformation project**




[This is featured in the 'Stick Transformation Project' pathway](#)

**The drawing journey**





**See Drawing Projects for Children for more Drawing Exercises**



---

# **Supersized Jewellery**



# More Making and Drawing projects for children



[Make, Build, Create and Drawing Projects for Children, BlackDog Publishing 2015/2016](#)

---

## Developing Sketchbook Work with Pink Pig Sketchbooks

Find more drawing and making ideas!





[Drawing Projects for Children and Make, Build, Create. Blackdog Publishing 2015/2016](#)

---

**Join Us for an August Creative Challenge!**

---

**The August Creative Challenge Gallery – Week Two**

---



# Tie Dye

---

## Rio 2016! – Sporty / Sunbathing Dolls

Inspired by Rio 2016, the AccessArt Friday Club made dolls from modroc and wire, exploring costumes and personality!

---

## Steampunk Robots: A Kitbash Sculpture Unit

This resource, by Esmé Dawson, shows the processes students went through to create a robot sculpture that could live in a steampunk world. The main technique used was 'kitbashing;' the art of making a sculpture by taking bits out of broken plastic toys or using found and recycled objects.

---

## Draw your Home: Collage, Stitch and Fabric Crayons



---

# **The August Creative Challenge Gallery – Week One**

---

## **Drawing Outside & Never- Ending Landscapes**

---

## **Take a Seat Gallery**

Enjoy these chairs!

---

## **Block printing: Creating repeat patterns using letters with Andy McKenzie**

Teenagers from AccessArt's Experimental Drawing Class worked with artist Andy McKenzie to create repeat patterns of letters.



---

# **Brushes, Rollers and Dabbers – Year 4 Pupils Use Mixed Media to Make Mark Making Tools**

to explore constructing in mixed media and using inventiveness and innovation to create painting tools, which would later be used to paint a Communal Drawing of the River.

---

# **Our River – Year Five Pupils Build a Communal Drawing in Four Steps**

---

# **Choosing, Mounting, Showing and Celebrating Art Work by Teenagers**



---

# **Inspired by Christo: Mixed Media Drawings**