


# Year 3 & 4 Making Club: Articulated Beasts

By [Sheila Ceccarelli](#)

During the first two sessions at D&T and Making Club, I introduced children to the use of pliers and the manipulation of wire whilst working on a set brief 'to make an articulated beast'.



Articulated Beast & 'HP Sauce at D&T and Making Club



Year three pupil uses pliers and wire to make moving parts at D&T and Making Club

---

	<b>Please log in here to access full content.</b>	
Username		<input type="text"/>
Password		<input type="password"/>

	<input type="button" value="Login"/> <input checked="" type="checkbox"/> Remember me
	<a href="#">Forgot Password</a>

To access all content, I would like to join as...

**An Individual**



Creative practitioners, educators, teachers, parents, learners...

**From £3.50**

**An Organisation...**



Schools, Colleges, Arts Organisations: Single and Multi-Users  
**From £42**

*AccessArt is a UK Charity and we believe everyone has the right to be creative. AccessArt provides inspiration to help us all reach our creative potential.*

---

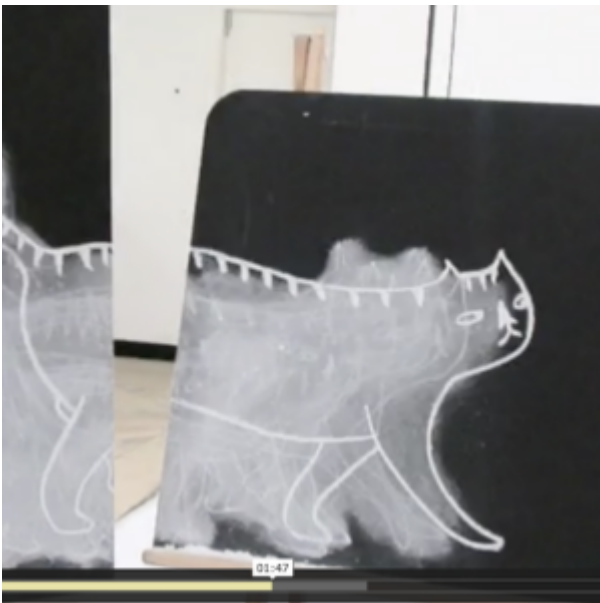
## **You May Also Like...**

**Pathway: Making Animated Drawings**



[This is featured in the 'Making Animated Drawings' pathway](#)

**Talking points: Making drawings move**



**Talking Points: paper cut puppets**



**Talking Points: Lauren child**



**Talking Points: Lotte reiniger**




---

## **In the Company of Birds**

**You May Also Like...**

**Visual Arts Planning Collections: Birds**



**swoop**



**Birds in trees**



---

**Articulated and Animated**

# **Drawings by Teenagers at AccessArt's Experimental Drawing Class**


A simple project to teach how to make an articulated drawing with only very basic materials.

---

## **“Flock” at Prospect House School, Inspired by Veronica Lindsay-Addy**

### **You May Also Like...**

**Visual Arts Planning Collections: Birds**



## Swoop



## How To Make an Origami Bird



---

**Printing at Battyeford**

# Primary, Inspired by Hester Cox

---

## What Makes AccessArt Special?

<< Back to: [All You Need To Know](#)



AccessArt inspires and supports high-quality visual arts teaching, learning, and practice as a [member-driven](#) community. Discover what we stand for and how you can get involved below.

AccessArt is a unique organisation.

**We believe that:**

- Art helps us thrive.
- Art education can help us build a better world.
- Every child and young person is entitled to a high-quality art education.
- Every person, whatever their age, background, or culture, deserves the opportunity to explore how art can help them find their voice.

AccessArt is a leading provider of [visual arts education resources](#) in the UK, offering inspiration and ideas to the [wider community](#).

Our reputation as experts in the field has been built through the vision and dedication of our passionate [team, and trustees](#)—alongside the support of a creative community of over 24,000 artists, teachers, and facilitators who both use our resources and actively contribute their ideas.

## **How We Evolved**

In 2011, as the economic climate tightened and funding became harder to secure, AccessArt made the conscious decision not to apply for core or revenue funding. Instead, we set out to become a

self-sustaining arts organisation.

A [membership](#) scheme was introduced, and for a small fee, our community was invited to join AccessArt in return for full access to all our resources. The income generated through membership now allows [AccessArt](#) to be self-funding—enabling us to follow our own vision and expertise as we continue to grow the organisation on behalf of our members.

## Join Us

AccessArt really works.

It's built on the idea of a shared “pot” of creativity. Teachers and artist-educators are openly invited to [contribute visual arts education ideas](#), aligning with our ethos of promoting transferable, open-ended creative learning. All contributors are paid for their work.

As the pot of resources has grown—now with over [1,800](#) tried-and-tested activities adaptable to different audiences—so too have the opportunities for our members to develop their understanding and practice in arts education.

As a charity, we deliberately keep [membership fees](#) low, ensuring no one is excluded from accessing our work on financial grounds.

We hope you'll feel inspired by [what we stand for and what we offer](#). Now more than ever, we need to work together and [speak out](#) about the value of visual arts education—for individuals and for society.

Be Inspired,

[Paula Briggs](#), CEO & Creative Director, AccessArt

---

## Illustrating 'The Jabberwocky'

In this resource, AccessArt contributor Eleanor Somerset, illustrates how she worked with a group of 7-10 year old pupils and another of 10-15 year old budding artists, at the Little Art Studio in Sheffield, on a series of workshops to illustrate Lewis Carroll's The Jabberwocky.

---

## Paint, Colour and Autobiographical Imagery

---

# **My House – A Cardboard Construction Project**

These autobiographical architectural sculptures use corrugated cardboard, laid in strips on their side, to create sculptures designed to be peered in to!

---

## **Exploration of Watercolour in the Studio**

After having studied watercolour paintings at the Fitzwilliam Museum Cambridge with AccessArt, teachers were invited to undertake their own exploration of working with watercolour, including colour mixing, paint techniques, and intention. This resource shares the processes and outcomes of the practical studio session.

---

## **Introduction to Watercolour**

### **You May Also Like...**

**Pathway: Exploring Watercolour**



[Featured in the 'Exploring Watercolour' pathway](#)

**Pathway: Mixed Media Land and city scapes**



[This is featured in the 'Mixed Media Land and City Scapes' pathway](#)

**PAINTING THE STORM AT BOURN PRIMARY**

# SCHOOL




## Collection of Landscape Resources by Hester Berry



## part 2: Exploration of Watercolour in the studio



## Talking Points: Paul Klee



---

**Exploring Watercolour at the  
Fitzwilliam Museum Cambridge**

# with AccessArt

## part 1: Introduction to Watercolour



The resource describes and demonstrates individual watercolour techniques, and then shows examples of these techniques in paintings from the Fitzwilliam Collection.

part 2: Exploration of Watercolour in the studio



After studying paintings from the collection at first hand and identifying how various marks within the paintings may have been made, teachers undertake their own exploration of working with watercolour.

The  
Fitzwilliam  
Museum  
CAMBRIDGE



Supported using public funding by  
**ARTS COUNCIL  
ENGLAND**



# **Sculptural Birds in Flight by Teenage Makers**

In this workshop teenagers played with sculptural ideas around building form and mass, tension and scale by combining materials from Scrap Stores.

---

# **Autobiographical Suitcase Pop-Up Gallery**

This resource shares how 8, 9 and 10 year old children created a home for all of their sculptures and paintings in the form of a cardboard suitcase which doubled up as a pop-up gallery.

---

# **'Dawn Chorus' by Marcus Coates**

# **Brave Young Makers: Year**

# **Three Pupils at Ridgefield Primary Transform Materials into Birds and Insects**

This workshop presented year three pupils at Ridgefield Primary School with real design and making challenges as they worked to a brief to 'create birds and insects for their school tree'.

---

## **Making a RollerCoaster by Julia Rigby**

KS1 children use their imaginations and sense of fun to collaborate to create a model roller coaster with moving parts.

---

## **Priscilla the Puffin: Make a Simple Bird Mobile**

Nicola McGovern was one of the artists who generously donated an artwork to the AccessArt Share-a-Bird Project. She sent a mobile of a puffin and included a template so that the children who received her bird could have fun making a whole flock of puffins.

---

# **Colourful Sculptural Birds by Pupils at Donhead Preparatory School**

See fabulous selection of birds by pupils from Donhead Preparatory School sent to AccessArt by Phillippa Dudgeon, Head of Art & DT.

---

# **Pattern and Collage: A Whole School Workshop at Monkfield Primary School**