

Walking Sketchbooks

Sheila Ceccarelli introduced teenagers at AccessArt's Experimental Drawing Class to developing 'walking sketchbooks' or walking, looking and sketching at the same time.



'Walking Sketchbooks' - Walking, looking,

sketching

Inspired by animator [Betsy Dadd's workshop at St Bede's Inter-Church School](#), where students were encouraged to walk and sketch at the same time, Sheila encouraged her students to explore drawing and using sketchbooks in an experimental way to make observations about the environment surrounding them.

	Please log in here to access full content.
Username	<input type="text"/>
Password	<input type="password"/>
	<input type="button" value="Login"/> <input checked="" type="checkbox"/> Remember me
	Forgot Password

To access all content, I would like to join as...

An Individual



Creative practitioners, educators, teachers, parents, learners...

[From £3.50](#)

An Organisation...





Schools, Colleges, Arts Organisations: Single and Multi-Users
From £42

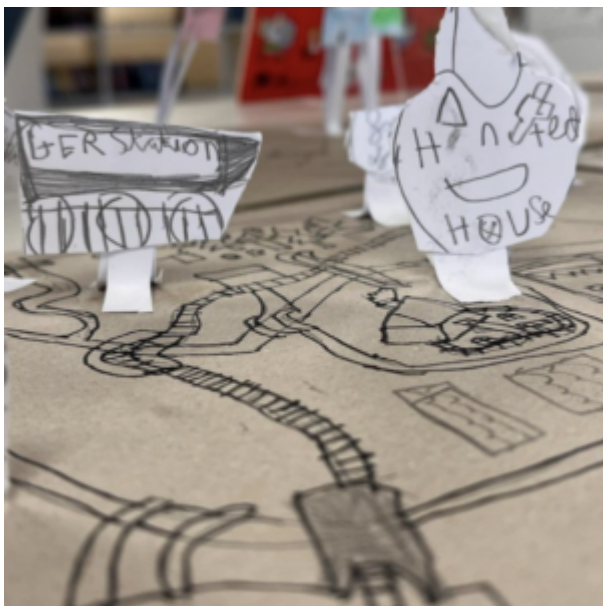
AccessArt is a UK Charity and we believe everyone has the right to be creative. AccessArt provides inspiration to help us all reach our creative potential.


3-D Visual Maps for Children

See This Resource Used In Schools...









You May Also Like...

Pathway: Typography and Maps



[This is featured in the 'Typography and Maps' pathway](#)

Talking Points: What is Typography?




Talking Points: Grayson Perrys 'Map of Days'



Talking Points: Hogwarts' Maps




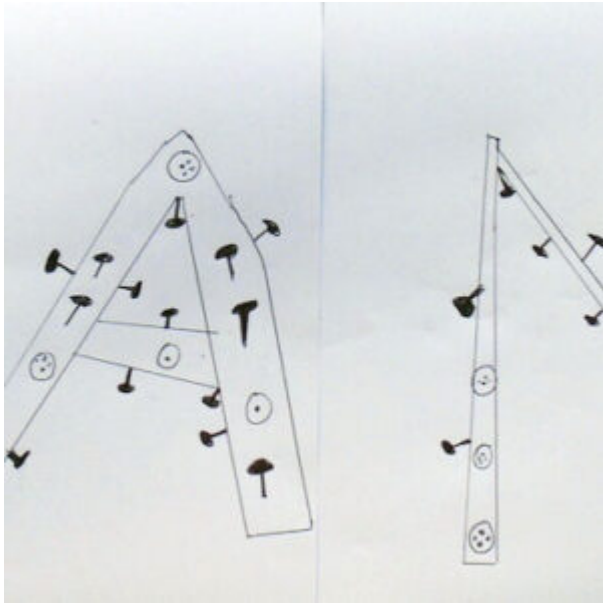
Talking Points: Paula Sher




Typography for Children

See the Resource Used in Schools...







You May Also Like...

Pathway: Typography and Maps



[This is featured in the 'Typography and Maps' pathway](#)

Talking Points: What is typography?



Talking Points: Louise Fili



Casting a Negative Space in Plaster with Sculptor Rachel Wooller

Relief Printing and Plaster Casting with Ursula Kelly

Teenagers Work on an Art Project for the Community

Teenagers work to a brief to create Two Mannequins for 'Friends at Mitcham's Corner' Project.

In-Depth Drawing Experience for Teenagers by Betsy Dadd

VIVID Young Creatives: Hannah Webb and Anne Struebel at Witchford Village College

Inspired by Miro – Collage, Automatic Drawing, & Sculpture

You May Also Like...

Visual Arts Planning Collections:
Cardboard and paper



CARDBOARD ENGINEERING CHALLENGE



AN INTRODUCTION TO SCULPTURE



Anne Harild at Chesterton Community College, Cambridge

The AccessArt Loom Band Sculpture

During the summer of 2014, the loom band craze hit the UK. AccessArt invited children everywhere to send us their loom band creations so that we could knit, weave and tie them together to make a wonderful loom band sculpture!

We created a sculpture full of summer nostalgia and colour. We took childhood toys such as a bike, a scooter, a fishing rod and net, a hula hoop, together with an old umbrella and some found objects. We reassembled all the objects and transformed

them by covering them with the loom band creations. Enjoy!































The AccessArt Loomband Project was featured on BBC Newsnight's article by Stephen Smith [Is the loom bands craze 'inspiring art'?](#)



Is the loom bands craze 'inspiring art'?

8 August 2014 Last updated at 23:48 BST

Loom bands have been taking over playgrounds and living rooms as children from many different countries weave the tiny rubber bands into bracelets and other designs.

BBC Newsnight's Stephen Smith investigated whether the bands are inspiring fashion designers or helping children to become artists.

Read more

A craze for 'loom bands'

Related video / audio



▶ 3:05

School attempts loom band record
30 June 2014

Most watched



▶ 1:46

Stolen grandson found decades on
2 hours ago



NOW PLAYING

Loom bands craze 'inspiring art'
8 August 2014

AccessArt is a UK charity which aims to inspire visual arts exploration. See all our resources at [/find-a-resource/](#)

Many thanks to Loom Bandtastic for donating 50,000 bands to our project.

Year 4 Sculpture Project

(ages 8 and 9)

**Woodland Exploration by
Caroline Wendling & Deborah
Wilenski**

**VIVID Young Creatives: Susie
Olczak at Swavesey Village
College, Cambs**

**VIVID Young Creatives – 40
Artist Educator Evaluation
Project**

As part of the evaluation of the ACE funded, [40 Artist Educator resources](#), AccessArt has joined forces with Cambridge School of Art at Anglia Ruskin University to bring a workshop programme of visiting visual artists or 'creative practitioners' into four Cambridgeshire schools.

VIVID Young Creatives set out to give year eight students the opportunity to meet and work with a practicing visual artist in a workshop session. AccessArt and VIVID aimed to use the workshops as a springboard for opening debate around approaches to facilitating creative opportunities for young people and broadening the ambition of projects and opportunities within the school curriculum.



5 artist educators worked in four schools in Cambridgeshire: Susie Olczak, Anne Harild, Betsy Dadd, and Hannah Webb & Anne Streubel. Please enjoy, share and comment on the resources below.



[Anne Harild at Chesterton Community College, Cambridge](#)



[Susie Olczak at Swavesey Village College, Cambs](#)



[Betsy Dadd at St Bede's Inter-Church School, Cambridge](#)



Hannah Webb and Anne Struebel at Witchford Village College

Many thanks to Hannah Kennard and students of [Swavesey Village College](#), Cambridgeshire,

Morgain Williams, Sian Kirkby and students of [Chesterton Community College](#), Cambridge,

Keith McPherson and students at [Witchord Village College](#), Cambridgeshire and

Katherine Woodard, Teresa Pollard and students at [St Bede's Inter-Church School](#), Cambridge for participating in the project.

"We were nervous when we started (the workshop) but we got into drawing as we experimented with drawing. Then we started to create a master piece and were very happy with our sculpture!"

"Thank you so much for all your hard work and the resulting dynamic workshop. The students were delighted and really appreciated the opportunity to meet a real artist and produce exciting and original artwork. The range of materials was particularly fabulous! It was also lovely to have so many artists in one room for once and a chance to show off what we are all capable of. Perfect!"

"What a fantastic opportunity for our students to meet and work with a practicing artist. I feel students got so much out of being able to work on a large scale with materials we don't normally use. The iPads really helped students to document their work and make the wonderful animations. I am really proud of the way students were so open to these new ways of working and know they all really enjoyed it!"

"Many thanks for sharing the post about the workshop, it is really good and our senior management are very impressed with

the whole initiative. The students and staff enjoyed the experience and to have a whole day of creative work is a real treat. Thank you for all your hard work and support in creating such an opportunity it has given the students ideas and a flying start to their GCSE courses starting in September."

Participating young creatives showed their work and were celebrated with AccessArt, Chris Owen, head of Cambridge School of Art, teachers and collaborating artists in the prestigious [Ruskin Gallery at Cambridge School of Art at Anglia Ruskin University](#) in July 2014.

Many thanks to **Loren McCarthy** for documenting all the sessions and editing the images for the subsequent AccessArt posts and the event in the Ruskin Gallery on the 17th July.

The project is supported by **VIVID (Value Increase by Visual Design)** a "2 Seas" cross-border cooperation programme co-funded by the European Regional Development Fund.

Thank you also to **Katherine Von Glos** for her help and support behind the scenes and making this project possible and **Chris Owen**, head of Cambridge School of Art for wanting to offer Cambridgeshire students a positive experience in the visual arts while they were still at school.

Many thanks to [Creative Front](#) and [Cambridge School of Art at Anglia Ruskin University](#) for hosting this event.

Many thanks to Elizabeth Emerson and her colleagues at Olswang LLP for their generous support and help making this project happen.



LOTTERY FUNDED



Supported using public funding by

**ARTS COUNCIL
ENGLAND**



**Anglia Ruskin
University**

Cambridge Chelmsford Peterborough

**Cambridge
School of Art**



**VALUE
INCREASE BY
VISUAL
DESIGN**



'Investing in your Future'

Cross-border cooperation program 2007 – 2013

Co-funded by the European Union (European Regional Development Fund)



OLSWANG

Using a Folded Sketchbook to Get Drawing!

Improving Drawing Outcomes by Changing Paper

Join Accessart

Join AccessArt from only £3.50 per month and access all our resources wherever you live.

See Curriculum Guidance for Drawing:
Resources



[Further Guidance to Support Drawing in](#)

[Schools](#)

More Drawing Projects



[Find more drawing exercises and projects for primary-aged children in this beautiful book by Paula Briggs.](#)

Why use Warm Up Drawing Exercises?

Sketchbooks in Primary Schools – Curriculum Planning

[A new version of this page is available here.](#)

**Post Office by Rosalie
Schweiker: An Interactive
Community Art Project**