

Sketchbook Journal Ideas

Three artists share their ideas about taking sketchbooks on journeys.

Preparation for Tool Box: List of Materials and Tools

Simple Perspective Art Lesson for Young Children

One Line Street Scene: A Visualisation Warm Up Drawing exercise

Look Up, Not Down – Portrait Drawing Exercises

You May Also Like...

Visual Arts Planning Collections:
Portraits



Making a Blind Contour Drawing



Inspired by Henri Matisse



**Making Halloween Props – A
Gruesome Hand and Witches**

Nose

Making a Mask from Sticks and Tissue Paper

This resource describes how to make a simple, sculptural children's mask using everyday materials. The mask can be easily adapted to be themed to various times of the year, or used to make masks for performances, assemblies, costumes or puppets. [Full AccessArt Members Only](#)

Finger Palette Portraits – Fingerprint Drawing

Using marks made by fingers to make portraits. [Full AccessArt Members Only](#)

Drawing Cartoon Characters – A School Full of Characters!

You May Also Like...

Visual Arts Planning Collections:
Portraits



DRAWING FROM LIFE & MAKING CARTOON CHARACTERS




Drawing cartoon animals



Turning Paper into Fur – Creative Drawing Prompts

**See This Resource Used In
Schools...**





You May Also Like...

Pathway: Making Birds



[Featured in the 'Making Birds' pathway](#)

**Drawing Like a Caveman –
Handprint Art**

**Life Drawing for Children
(and acting up a bit!)**

Children loved this workshop in which we used props to

encourage children to draw each other. [Full Access Art Members Only](#)

Elastic Band Sketchbook

Drawing Cartoon Animals

How to Use Modroc


You May Also Like...

Pathway: Festival Feasts



[This is featured in the 'Festival Feasts' pathway](#)

Pathway: Using Art To Explore Global Issue



[This is featured in the 'Using Art To Explore Global Issue' pathway](#)

Pathway: Drawing and Making Inspired by Maurice Sendak



This is featured in the 'Drawing and Making Inspired by Maurice Sendak' pathway

session recording: exploring modroc



How to Make an Armature

Paula Briggs shows, how to make an armature explains how make an armature using sticks and a glue gun, and focuses around making figurative sculpture (sculpture about the body).

Gentle Eye Drawings – A Creative Drawing Exercise

Only

The Haptic Body

Squiggle Drawings & Autumn Floor Drawings


You May Also Like...

Pathway: Explore and Draw



[Featured in the 'Explore and Draw' Pathway](#)

Talking Points: Artists as Collectors and explorers



Talking Points: What is Composition?



The ABC of Tools – PDF Download