

Starting Out with the AccessArt Primary Art Curriculum

[<< Back to the Main AccessArt Primary Art Curriculum Page <<](#)

If you have just signed up to use the AccessArt Primary Art Curriculum you can find all the information you need to start using the scheme in your school on this page.

Work your way through the sections below to ensure the best possible transition to using our resources in your school.

1. Ensure all Staff have Access...

If you have provided us with the first name, surname and email address of every user to be registered, these users should have received their usernames and passwords directly to their inboxes.

If you have any problems with access please email andrea@accessart.org.uk

If you have not yet joined AccessArt and would like [more information about using our Primary Art Curriculum you can find out more here.](#)



2. Build your Understanding of how AccessArt Teaches Art...

It's important that as an Art Lead, and as a Teacher, you understand what makes AccessArt's approach unique.

We understand that for many teachers this can be a learning curve, especially if you have little or no experience of teaching art.

Please take the time to watch and read the content on these pages to help build your understanding.

Learn about the intent behind our Curriculum



Understand what AccessArt stands for

Watch Recordings to Build understanding

AccessArt Primary Art - The "Spill" AccessArt Primary Art -

Each pathway is bordered by a colour. These colours correspond to the area of focus of that pathway.

Drawing & Sketchbooks Surface & Colour Working in Three Dimensions

Year 1

AUTUMN TERM	SPRING TERM	SUMMER TERM	DURING "NON-ART" HALF TERMS
<p>Spirals</p> <p>Using drawing, collage and mark-making to explore spirals. Introducing sketchbooks. See the Pathway</p>	<p>Simple Printmaking</p> <p>Explore simple ways to make a print. Use line, shape, colour and texture to explore pattern, sequencing and symmetry. See the Pathway</p> <p>OR...</p>	<p>Playful Making</p> <p>Exploring materials and intention through a playful approach. See the Pathway</p> <p>OR...</p>	<p>The Drawing Journey</p> <p>We recommend teachers continue with simple drawing exercises through the half terms when you are focussing on DT. Even 2 x 10 minutes a week will help ensure the continuation of sketchbook and drawing skill development. Find exercises here</p>

Short videos introducing our ethos and approach

3. Decide on your Curriculum and Pathways, and Review all Support Docs...

Our scheme is flexible, and there are many choices to be made by each school.

You will need to decide which curriculum to use, and then which pathways you will offer pupils. You will also need to spend time downloading and editing our comprehensive support documents so that they reflect your choices, and meet the requirements of your school.

Choose Your Curriculum...

Which [AccessArt Primary Art Curriculum](#) Plan Would You Like To See?

THE EYFS & SEND CURRICULUM




See the EYFS & SEND Curriculum

THE FULL ACCESSART CURRICULUM




See the full AccessArt Primary Art Curriculum designed for schools teaching art (primarily as a discrete subject) each week

THE SPLIT ACCESSART CURRICULUM




See the "Half" AccessArt Primary Art Curriculum designed for schools alternating Art with other subjects each half term

"MIXED YEAR GROUP" CURRICULUM



See the AccessArt Primary Art Curriculum designed for schools teaching in mixed year groups

THE MIXED & SPLIT CURRICULUM



See the AccessArt Primary Art Curriculum for schools with mixed year groups alternating art with another subject



SUPPORTING DOCUMENTS
FOR THE FULL CURRICULUM

SUPPORTING DOCUMENTS
FOR THE MIXED CURRICULUM

SUPPORTING DOCUMENTS FOR THE SPLIT CURRICULUM

SUPPORTING DOCUMENTS FOR THE MIXED AND SPLIT CURRICULUM

4. Introduce AccessArt to your Staff...

As Art Lead, you may have been tasked to run a session to introduce AccessArt to staff.

Explore the links in this block to help you run such a session.

Watch a Session Recording On Introducing our curriculum to staff

AccessArt Session Recording Preparing To Use The AccessArt Primary Art Curriculum



[See how we share the scheme with teachers](#)

Download a powerpoint for your use



[Free Powerpoint to use in staff meetings](#)

5. Read our FAQ...

See [common questions](#) about the AccessArt Primary Art Curriculum.

If your question is not listed pls email info@accessart.org.uk



As you become more familiar with the AccessArt Primary Art Curriculum, deepen your understanding and develop your skills...

Develop Staff Skills

It's important to us that our resources can be used by inexperienced, non-specialist teachers, as well as more experienced educators.

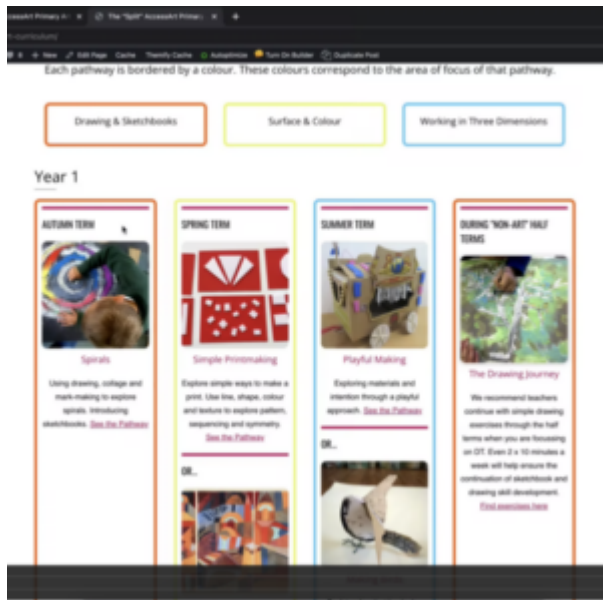
Encourage your teachers to attend our free [Zoom CPD](#) sessions, which are free to members (our [collaborative CPD](#) is reduced price for members) to help build understanding and enjoyment. We also have a [library of recordings](#) of past Zoom CPD sessions (see links below).

Your staff might also like to see our [pedagogy posts here](#).

Attend Free Ongoing Zoom CPD



Support videos



[Videos to introduce the new AccessArt Primary Art Curriculum and to help you adapt and tailor to suit your school](#)

Past Zoom CPD



[Access past recordings of Zoom 'In the Studio' sessions exploring materials, techniques and approaches used in the new](#)

AccessArt Primary Art Curriculum

Pathway Support



Recordings of Zoom CPD Sessions introducing individual pathways in the new AccessArt Primary Art Curriculum

Pedagogy in 250 Words



[Build your understanding of art pedagogy by watching our short animations](#)

Adapt the Curriculum to Suit your School

As you become more proficient at using our scheme, and as your confidence grows, you will feel able to increase the ways in which you adapt the pathways to suit your pupils and school.

Adapting AccessArt



curriculum links



Read the AccessArt Primary Art Curriculum Report

In the summer of 2023, a year on from the launch of the AccessArt Primary Art Curriculum, we conducted a survey to invite users to feedback their experiences of using the resources so far.

You can find everything you need to know about the results of the survey [in this report](#).

AccessArt Primary Art Curriculum Impact 2023



How do we Add Members/Update Staff

For any membership admin please email andrea@accessart.org.uk

Share your Outcomes

We love seeing outcomes inspired by AccessArt resources. Explore the [AccessArt Gallery](#).

Find out how you can share outcomes with us and with other schools [here](#).

Network with other Teachers

You might like to join the [AccessArt Network Facebook Group](#) to network with other teachers using AccessArt resources in their school.

Download a PDF Getting Started Step By Step Guide







Download a PDF version of this information [here](#).

Welcome!

The [AccessArt Primary Art Curriculum](#) is designed around the idea that art is far more than a series of technical skills. Our holistic curriculum nurtures creative thinking skills, ensuring children learn *through* art, as well as *about* art. You can find out more about the values the curriculum has been built on [here](#).






We are excited to be able to share with you our Primary Art Curriculum, consisting of 36 pathways for Years 1-6 (plus [Additional Pathways](#)), designed to inspire and enable high quality visual arts teaching and learning in Primary Schools.


Each year is broken down into six pathways, one for each half-term. Throughout the year students will explore the following disciplines:



Variations

We offer a version of the curriculum for schools teaching art as a full curriculum, split curriculum, for smaller schools teaching mixed age groups and for those who have a split curriculum and teach mixed age groups. We also provide EYFS resources. The curriculum can also be adapted to fit cross-curricular links.







The AccessArt Primary Art Curriculum Guide 

Supporting Documents





Each pathway is supported by a range of [Contemporary & Traditional Artists](#), and documents: a [Medium Term & Sequencing Plan](#), a revised [Progression Plan](#), and an [Editable Document of the Curriculum](#) so that you can swap and adapt units as you please. We also provide documents with [Key Vocab](#) and [Materials](#).

We have also provided materials to help you transition from your existing scheme and [Introduce AccessArt to Staff](#).



Supporting Videos and CPD

Watch an [Introduction to the AccessArt Curriculum](#) and find videos explaining knowledge and experience within the curriculum, progression, assessment and teacher growth, as well as demonstrations on how to edit supporting documents.



Additionally, we provide [Recordings of CPD](#) taking you through each pathway, sessions which demonstrate new techniques and pedagogy animations to help you build your understanding.

Additional Support




[Zoom CPD](#) introducing the Curriculum and pedagogical and practical elements of teaching art.

Free telephone and [email advice](#).

Teacher Feedback and Outcomes

See how teachers have found the AccessArt Primary Art Curriculum in our [2023 User Report](#).

Explore pathway outcomes in our [Curriculum Gallery](#).

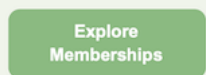



Join Us!

We offer membership packages for Schools and Educational Organisations, Academy Trusts and Initial Teacher Training Providers starting from £70 a year for 4 users. Find out [how to join here!](#)

We also offer a 15-day complimentary membership trial. Please contact andrea@accessart.org.uk to set up your trial.

Join our community of Artists and Artist Educators on [The AccessArt Network Group](#).



AccessArt is a Registered Charity and Subject Association for Art. [Find out more about AccessArt.](#)


Events, Networking & Email Support

Zoom support cpd



[Attend free and reduced price Zoom CPD to support the new curriculum](#)

Join our facebook group



[Conect with other teachers and schools also using the curriculum](#)

See which schools use accessart



[Find schools in your area using AccessArt](#)

Email



[If you have specific questions, please get in touch](#)