

Primary Art Curriculum: Supporting Documents and Information

Make the most of the New [AccessArt Primary Art Curriculum](#) by exploring supporting documents and information.

The documents below are all available to [AccessArt members](#).

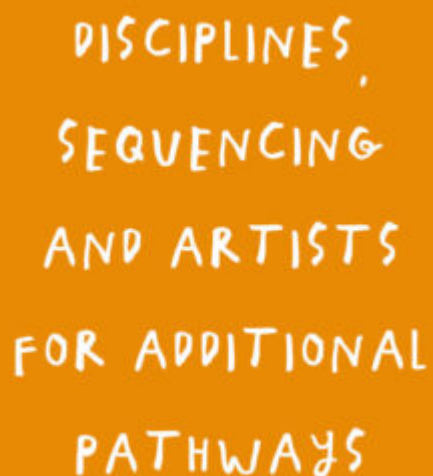
If you are a teacher looking to explore what the AccessArt Curriculum has to offer, please find introductory videos at [Introductory Videos and Recordings](#), free to access for non-members.

Medium Term Plans



[See the “MTP” relating to each pathway](#)

Sequencing Plan



DISCIPLINES,
SEQUENCING
AND ARTISTS
FOR ADDITIONAL
PATHWAYS

[See the Sequencing Plans for the full curriculum, Years 1 to 6](#)

PDFs of each pathway



PDF'S OF
PATHWAYS

[Download PDF versions of each pathway in the new AccessArt Curriculum](#)

Key Vocabulary sheet



[Download an editable word doc with key words for each pathway across all years](#)

Artists & Concepts



[See the “Talking Points” resources which feature in the AccessArt Primary Art](#)

Curriculum

Revised Progression Plan



ssion (Skills and Knowledge) for Primary Schools Years 1 to 6

ated to support the [AccessArt Primary Art Curriculum](#)

[See the new AccessArt Progression of Knowledge & Skills Plan and watch the video to see how to edit the plan to suit your school](#)

List of Materials & Resources



[See the Materials Resource List](#)

Ensure Your Intent Matches Our Intent



[Understand the philosophy and intent behind our work, to ensure that it matches and informs your own understanding](#)

Full Primary Art Curriculum Editable document

AccessArt Curriculum		
Autumn Term 1	Autumn Term 2	Spring Term 1
Spirals Using drawing, collage and mark-making to explore spirals. Introducing sketchbooks.	Simple Printmaking Explore simple ways to make a print. Use line, shape, colour and texture to explore pattern, sequencing and symmetry.	Playful Making Exploring materials and intention through a playful approach
Explore & Draw Introducing the idea that artists can be collectors & explorers as they develop drawing and composition skills.	Exploring the World Through Mono Print Using a simple mono print technique to develop drawing skills, encourage experimentation and ownership.	Be An Architect Exploring architecture and creating architectural models.

[Download an editable word doc for the Full Curriculum](#)

Mixed Year Group Curriculum Editable Document

Mixed Curriculum				
	Autumn Term 1	Autumn Term 2	Spring Term 1	Sp
2	Spirals Using drawing, collage and mark-making to explore spirals. Introducing sketchbooks.	Simple Printmaking Explore simple ways to make a print. Use line, shape, colour and texture to explore pattern, sequencing and symmetry.	Playful Making Exploring materials and intention through a playful approach	
2	Explore & Draw Introducing the idea that artists can be collectors & explorers as they develop drawing and composition skills.	Exploring the World Through Mono Print Using a simple mono print technique to develop drawing skills, encourage experimentation and ownership	Be An Architect Exploring architecture and creating architectural models.	
4	Gestural Drawing	Working with	Telling Stories	

[Download an editable word doc for the Mixed Year Group Curriculum](#)

Split Curriculum Editable Document

Curriculum		
Autumn Term	Spring Term	Summer
Spirals Using drawing, collage and mark-making to explore spirals. Introducing sketchbooks.	Simple Printmaking Explore simple ways to make a print. Use line, shape, colour and texture to explore pattern, sequencing and symmetry. OR... Inspired by Flora & Fauna Explore how artists make art inspired by flora and fauna. Make collages of <u>Modigliani</u> and display as a shared artwork.	Play Exploring materials a play Make Sculptural project drawings from 2D to 3D
Explore & Draw Introducing the idea that artists can be collectors & explorers as they develop drawing and composition skills.	Exploring the World Through Mono Print Using a simple mono print technique to develop drawing skills, encourage experimentation and ownership. OR... Expressive Painting Explore how painters sometimes use paint in an expressive and gestural way. Explore colour mixing and experimental mark making to create abstract still <u>life</u> .	Be An Architect Exploring architecture Stick Trammel Explore how you object into n Make Explore how we c the sea
Gestural Drawing with Charcoal Making loose, gestural drawings with charcoal, and exploring theme and performance.	Working with Shape and Colour "Painting with Scissors": Collage and stencil in response to looking at artwork. OR...	Telling Stories Explore how arts art forms – in th sculpture inspire


[Download an editable word doc for the Split Curriculum](#)

Mixed Year Group & Split Curriculum Editable Document

Curriculum		
Autumn Term	Spring Term	Summer Term
Spirals Using drawing, collage and mark-making to explore spirals. Introducing sketchbooks.	Simple Printmaking Explore simple ways to make a print. Use line, shape, colour and texture to explore pattern, sequencing and symmetry. OR... Inspired by Flora & Fauna Explore how artists make art inspired by flora and fauna. Make collages of <u>MacGillivray</u> and display as a shared artwork.	Play! Exploring materials in a playful way. Media Sculptural project using drawings from 1st to 3rd media, and transform from 2d to 3d.
Explore & Draw Introducing the idea that artists can be collectors & explorers as they develop drawing and composition skills.	Exploring the World Through Mono Print Using a simple mono print technique to develop drawing skills, encourage experimentation and ownership. OR... Expressive Painting Explore how painters sometimes use paint in an expressive and gestural way. Explore colour mixing and experimental mark making to create abstract still life.	Be An Architect Exploring architecture through drawing. Stick Transfers Explore how you can transfer objects into art. Media Explore how we can use the sea.
Gestural Drawing with Charcoal Making loose, gestural drawings with charcoal, and exploring drama and performance.	Working with Shape and Colour "Painting with Scissors": Collage and stencil in response to looking at artwork. OR...	Telling Stories Explore how artists tell stories – in their sculpture inspire.

[Download an editable word doc for the Split Curriculum for Mixed Year Groups](#)

DRAWING EXERCISES FOR DT HALF-TERM



Put in place a practise of drawing exercises during DT Half-Term

EQUIVALENT AGE/YEAR GROUPS

	N Ireland	Ireland	US	Canada
	P1	Junior Infant	Pre-Kindergarten	Pre-Kinderg
	P2	Senior Infant	Kindergarten	Kinderg
rel)	P3	1 st Class	1st Grade	Grade 1
el)	P4	2 nd Class	2nd Grade	Grade 2
rel)	P5	3 rd Class	3rd Grade	Grade 3
rel)	P6	4 th Class	4th Grade	Grade 4
rel)	P7	5 th Class	5th Grade	Grade 5
rel)	Year 8 (1 st Yr)	6 th Class	6th Grade	Grade 6
el)	Year 9 (2 nd Yr)	1 st Year (Secondary Junior)	7th Grade	Grade 7
el)	Year 10 (3 rd Yr)	2 nd Year (Secondary Junior)	8th Grade	Grade 8
	Year 11 (4 th Yr)	3 rd Year (Junior Cert)	9th Grade Freshman	Grade 9
el)	Year 12 (5 th Yr)	Fourth Year – optional transition year Senior cycle (Fifth year if no TY)	10th Grade Sophomore	Grade 10

Find a table to help teachers around the UK and overseas to find the equivalent levels within their education systems

The AccessArt Primary Art curriculum Gallery




[See how other schools have been using the AccessArt Art Curriculum](#)

ACCESSART PRIMARY ART CURRICULUM FAQ



[Do you have a question about the curriculum? Check here to see if its been answered!](#)

Preparing to use the curriculum and
Introducing staff to accessart



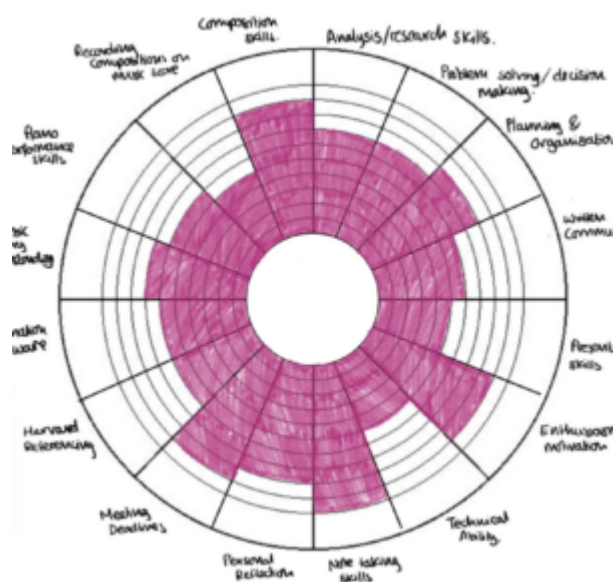
[Watch a recording to help you transition to the AccessArt curriculum and find a powerpoint to introduce the curriculum to staff](#)

Thinking About Curriculum Content & Progression in Primary Art



[How might we more usefully connect the curriculum we choose to teach with the progress we'd like to see.](#)

using circle diagrams to celebrate progression



Using Circle Diagrams as a gentle, learner centred way to think about assessment.

The Curriculum: Step by step

The AccessArt Primary Art Curriculum Guide

Supporting Documents

Each pathway is supported by a range of **Contemporary & Traditional Artists**, and documents: a **Medium Term & Sequencing Plan**, a revised **Progression Plan**, and an **Editable Document of the Curriculum** so that you can swap and adapt units as you please. We also provide documents with **Key Visuals** and **Materials**.

We have also provided materials to help you transition from your existing scheme and **Introduce AccessArt to Staff**.

Supporting Videos and CPD

Watch an **Introduction to the AccessArt Curriculum** and find videos explaining knowledge and experience within the curriculum, progression, assessment and teacher growth, as well as demonstrations on how to edit supporting documents.

Additionally, we provide **Recordings of CPD** taking you through each pathway, sessions which demonstrate new techniques and pedagogy animations to help you build your understanding.

Additional Support

Zoom CPD Introducing the Curriculum and practical elements of art.

Free telephone and email advice.

Teacher Feedback and Outlets

See how teachers have found it Art Curriculum in our **2023 User**.

Explore pathway outcomes in our **2023 User**.

Join Us!

We offer membership package Educational Organisations, Art Initial Teacher Training Provide £70 a year for 4 users. Find out more at www.accessart.org.uk.

We also offer a 15-day complimentary membership trial. Please contact info@accessart.org.uk to see.

Join our community of Artists & Educators on **The AccessArt Facebook**.

Explore Membership

We hope this simple step by step guide will help you get started

Disciplines, Skills, Behaviours & Traits Developed Through the AccessArt Primary Art Curriculum



Understand how disciplines, skills, behaviours and traits are developed through our curriculum.

CURRICULUM LINKS & ADAPTATIONS



[This page shares ideas for curriculum links and adaptations.](#)