

# The “Split” AccessArt Primary Art Curriculum

[<< Back to the Main AccessArt Primary Art Curriculum Page <<](#)

The AccessArt Split Primary Art Curriculum has been devised for schools who currently teach art half the time (usually splitting the timetable with DT).

Please note that AccessArt provides only the Art element, not the DT element.

We recommend that when you are teaching DT, you put in place a practice of drawing exercises, even if it is just ten minutes, once or twice a week. [Explore some drawing exercises you can use here.](#)

[See other versions of the AccessArt Primary Curriculum here.](#)

If you have any queries pls email [info@accessart.org.uk](mailto:info@accessart.org.uk)



SUPPORTING DOCUMENTS  
FOR THE SPLIT CURRICULUM

SUPPORTING VIDEOS FOR THE  
SPLIT CURRICULUM

INTRODUCTION TO THE ACCESSART  
PRIMARY ART CURRICULUM

**Areas of Focus:**

**Each pathway is bordered by a colour. These colours correspond to the area of focus of that pathway.**

**Drawing & Sketchbooks**

**Surface & Colour**

**Working in Three Dimensions**

**Year 1**


**autumn term**



## **Spirals**

Using drawing, collage and mark-making to explore spirals.  
Introducing sketchbooks. [See the Pathway](#)

## spring term



### Simple Printmaking

Explore simple ways to make a print. Use line, shape, colour and texture to explore pattern, sequencing and symmetry. [See the Pathway](#)

Or...



### Exploring Watercolour

Exploring watercolour and discovering we can use accidental marks to help us make art. [See the Pathway](#)

Or...



## Inspired by Flora & Fauna

Explore how artists make art inspired by flora and fauna. Make collages of MiniBeasts and display as a shared artwork. [See the Pathway](#)

summer term



## Playful Making

Exploring materials and intention through a playful approach. [See the Pathway](#)

Or...



## Making Birds

Sculptural project beginning with making drawings from observation, exploring media, and transforming the drawings from 2D to 3D to make a bird. [See the Pathway](#)

## During “non-art” half Terms



## Drawing Exercises


We recommend teachers continue with simple drawing exercises through the half terms when you are focussing on DT. Even 2 x 10 minutes a week will help ensure the continuation of



sketchbook and drawing skill development. [Find exercises here](#)

## Year 2


### Autumn Term



### [Explore & Draw](#)

Introducing the idea that artists can be collectors & explorers as they develop drawing and composition skills. [See the Pathway](#)

### Spring Term



## Exploring the World Through Mono Print

Using a simple mono print technique to develop drawing skills, encourage experimentation and ownership. [See the Pathway](#)


**Or...**



## Expressive Painting

Explore how painters sometimes use paint in an expressive and gestural way. Explore colour mixing and experimental mark-making to create abstract still lifes. [See the Pathway](#)

## **Summer Term**





## Be An Architect

Exploring architecture and creating architectural models. [See the Pathway](#)

Or...



## Stick Transformation Project

Explore how you can transform a familiar object into new and fun forms. [See the Pathway](#)

Or...



## Music & Art

Explore how we can make art inspired by the sounds we hear.

[See the Pathway](#)

## During “non-art” half Terms



## [Drawing Exercises](#)

We recommend teachers continue with simple drawing exercises through the half terms when you are focussing on DT. Even 2 x 10 minutes a week will help ensure the continuation of sketchbook and drawing skill development. [Find exercises here](#)

## Year 3

autumn term



## Gestural Drawing with Charcoal

Making loose, gestural drawings with charcoal, and exploring drama and performance. [See the Pathway](#)

**spring term**



## Working with Shape and Colour

“Painting with Scissors”: Collage and stencil in response to looking at artwork. [See the Pathway](#)

**Or...**



## Cloth, Thread, Paint

Explore how artists combine media to create work in response to landscape. Use acrylic and thread to make a painted and stitched piece. [See the Pathway](#)

### summer term



## Telling Stories Through Drawing & Making

Explore how artists are inspired by other art forms – in this case how we make sculpture inspired by literature and film.

[See the Pathway](#)

Or...



## [Making Animated Drawings](#)

Explore how to create simple moving drawings by making paper “puppets” and animate them using tablets. [See the Pathway](#)

## **During “non-art” half Terms**



## [Drawing Exercises](#)

We recommend teachers continue with simple drawing exercises through the half terms when you are focussing on DT. Even 2 x 10 minutes a week will help ensure the continuation of sketchbook and drawing skill development. [Find exercises here](#)



# Year 4

## autumn term



## Storytelling Through Drawing

Explore how artists create sequenced drawings to share and tell stories. Create accordion books or comic strips to retell poetry or prose through drawing. [See the Pathway](#)

## spring term



## Exploring Pattern

Exploring how we can use colour, line and shape to create patterns, including repeating patterns. [See the Pathway](#)



Or...



## Exploring Still Life

Explore artists working with the genre of still life, contemporary and more traditional. Create your own still life inspired art work. [See the Pathway](#)

**summer term**



## The Art of Display

Explore how the way we display our work can affect the way it is seen. [See the Pathway](#)

Or...



## Sculpture, Structure, Inventiveness & Determination

What can artists learn from nature? [See the Pathway](#)

Or...



## Festival Feasts

How might we use food and art to bring us together? [See the Pathway](#)

## During “non-art” half Terms




## Drawing Exercises

We recommend teachers continue with simple drawing exercises through the half terms when you are focussing on DT. Even 2 x 10 minutes a week will help ensure the continuation of sketchbook and drawing skill development. [Find exercises here](#)

## Year 5

### autumn term



## Typography & Maps

Exploring how we can create typography through drawing and design, and use our skills to create personal and highly visual maps. [See the Pathway](#)

### spring term



## Making Monotypes

Combine the monotype process with painting and collage to make visual poetry zines. [See the Pathway](#)

Or...



## Mixed Media Land & City Scapes

Explore how artists use a variety of media to capture spirit of the place. [See the Pathway](#)


Or...



## Fashion Design

Explore contemporary fashion designers and create your own 2D or 3D fashion design working to a brief. [See the Pathway](#)

summer term



## Set Design

Explore creating a model set for theatre or animation inspired



by poetry, prose, film or music. [See the Pathway](#)

**Or...**



## **Architecture: Dream Big or Small?**

Explore the responsibilities architects have to design us a better world. Make your own architectural model. [See the Pathway](#)

## **During “non-art” half Terms**



## **Drawing Exercises**

We recommend teachers continue with simple drawing exercises



through the half terms when you are focussing on DT. Even 2 x 10 minutes a week will help ensure the continuation of sketchbook and drawing skill development. [Find exercises here](#)

## Year 6

### autumn term



### 2D Drawing to 3D Making

Explore how 2D drawings can be transformed to 3D objects. Work towards a sculptural outcome or a graphic design outcome. [See the Pathway](#)

### spring term



## Activism

Explore how artists use their skills to speak on behalf of communities. Make art about things you care about. [See the Pathway](#)

Or...



## Exploring Identity

Discover how artists use layers and juxtaposition to create artwork which explores identity. Make your own layered portrait. [See the Pathway](#)

summer term



## Brave Colour

Exploring how artists use light, form and colour to create immersive environments.

[See the Pathway](#)

Or...



## Take a Seat

Explore how craftspeople and designers bring personality to their work. [See the Pathway](#)

Or...



## Shadow Puppets

Explore how traditional and contemporary artists use cutouts and shadow puppets. [See the Pathway](#)

## During “non-art” half Terms



## Drawing Exercises

We recommend teachers continue with simple drawing exercises through the half terms when you are focussing on DT. Even 2 x 10 minutes a week will help ensure the continuation of sketchbook and drawing skill development. [Find exercises here](#)

SUPPORTING DOCUMENTS  
FOR THE SPLIT CURRICULUM

SUPPORTING VIDEOS FOR THE  
SPLIT CURRICULUM

INTRODUCTION TO THE ACCESSART  
PRIMARY ART CURRICULUM

ADDITIONAL PATHWAYS

We have developed [additional pathways](#) to help you extend, develop or further personalise the [AccessArt Primary Art Curriculum](#).

**Are You Using AccessArt  
Resources in Your School or  
Community Setting?**

**Share Your Outcomes**



[Celebrate your outcomes by sharing with us!](#)

**SHARE OUR BADGE**



[Be proud that you use our resources by displaying our "Inspired by" badge](#)


**Put Yourself on Our Map**





[Add yourself to our map and discover other schools in your area using AccessArt resources](#)

## **The AccessArt PRimary Art Curriculum Survey Report 2023**



[Find out how the Primary Art Curriculum has been impacting schools a year on from](#)

[the launch.](#)

## **AccessArt Survey For Primary Schools 2024**



[Have you been using the AccessArt Primary Art Curriculum? Complete our User Survey to be in with a chance of winning £250 worth of art materials.](#)