

# Support Videos for the AccessArt Primary Art Curriculum

[<< Back to the Main AccessArt Primary Art Curriculum Page <<](#)


A selection of videos and recordings to help you explore, understand, adapt and develop the AccessArt Primary Art Curriculum.

Explore




[Explore the ethos, approach and structure behind the AccessArt Primary Art Curriculum](#)

**Understand**



Build your understanding about the pedagogy behind the AccessArt Primary Art Curriculum

**Adapt**



[Explore this collection of videos to help you personalise the support documentation of your chosen Curriculum version](#)

**Develop**



Further develop and deepen your experience and understanding to help your school deliver the highest quality visual arts education to all pupils

## Explore

Explore the ethos, approach and structure behind

the AccessArt Primary Art Curriculum. The recordings are suitable for teachers, art leads and SLT.

Our Curriculum is structured to ensure richness of experience and flexibility of use. Find out more about how the scheme is structured. (1 min 57 sec)

Our full scheme consists of 36 “Pathways”. Each pathway promotes open-ended, creative learning and can be adapted to suit your pupils. (4 min 28 sec)

Teacher training is an important aspect of AccessArt. Explore the Free CPD offered to teachers through our growing library and live events. (1 min 3 sec)

Hear how teachers have transitioned to the AccessArt Primary Art Curriculum in their schools. (80 mins)

## **Understand**

Build your understanding of the pedagogy behind the AccessArt Primary Art Curriculum. The recordings are suitable for teachers, art leads and SLT.

## **Adapt**

Explore this collection of videos to help you personalise the support documentation of your

chosen Curriculum version. The recordings are aimed at teachers and art leads.

### Split Curriculum – Choosing your Pathways

This video advises how to choose your pathways if you are following the [Split Curriculum](#).

### How to Tailor the Split Curriculum for Mixed Year Groups

This video explains how to tailor the [Split & Mixed Curriculum](#) documentation.

### How to Edit the Progression Plan

This video shares how to edit the Progression Plan to ensure it reflects any choices you have made.

You can find the [Progression Plan here](#).

## Develop

Deepen your experience and understanding to help your school deliver the highest quality visual arts education to all pupils. The recordings are suitable for teachers, art leads and SLT.

You can find recordings of all of our CPD sessions [here](#).

### Preparing to Use our Curriculum in Your School

This video shares how to introduce the AccessArt


Primary Art Curriculum to Teachers.

You can find an accompanying [Presentation to use in your staff room here.](#)



## Individual Pathway Recordings

We are developing a series of recordings which give an in-depth introduction to each pathway. [Find the growing series of Individual Pathway recordings here.](#)



## Explore our “In the Studio” Recordings

We have a whole range of recordings of practical sessions aimed at empowering and inspiring you to work with new materials and ideas. [Take a look at our practical session recordings to support the Primary Art Curriculum.](#)

## Adapting AccessArt

As you become more familiar with our approach and more confident in your teaching, AccessArt resources are easy to adapt to suit your own setting/context.

You can find [posts sharing how schools have adapted our resources here.](#)

## Integrating Additional Pathways

For more confident teachers we have [additional pathways](#) which you can choose from to extend the projects you offer pupils.

## Celebrating AccessArt Pathways: Displays and Exhibition

Be inspired by how other schools display the work made as a result of the AccessArt Primary Art Curriculum.

## You May Also Like...

### Assessment & Progression



[See all resources relating to best practice in assessment and progression](#)

pedagogy in 250 words



[Build your understanding of art pedagogy by watching our short animations](#)

**ALL SUPPORT VIDEOS FOR THE PRIMARY ART CURRICULUM**



[Find all CPD support for the Primary Art Curriculum](#)